



Item # _____

Job _____



Super Erecta Shelf® SOLID SHELVING ACCESSORIES

- **4" Shelf Ledges** for Solid Shelves: To prevent items from protruding or falling off shelves, ledges can be installed on the shelf edges. Spring-clip tabs (supplied with ledge) are used to attach ledges to solid shelves.

Dimensions

Length (in.)	Length (mm)	Cat. No.	
		Chrome	Stainless
14	355	L14WC	L14WS
18	455	L18WC	L18WS
21	530	L21WC	L21WS
24	610	L24WC	L24WS
30	760	L30WC	L30WS
36	910	L36WC	L36WS
42	1065	L42WC	L42WS
48	1220	L48WC	L48WS
60	1525	L60WC	L60WS



- **Rods & Tabs** for Solid Shelving: Can be used in place of ledges to enclose sides and back of entire unit. Rods hook over outer edge of top shelf and attach to each shelf with spring-clip tab. Required: one tab per shelf per rod.

• Rods**Dimensions**

Post Number (minimum)	Rod Length		Cat. No. Chrome
	(in.)	(mm)	
54	52	1320	R52FC
63	60	1525	R60FC
74	72	1830	R72FC
86	84	2135	R84FC

• Tabs

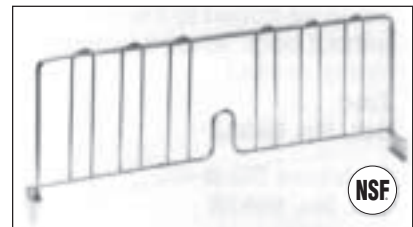
Tabs for 4-shelf unit supplied with rods. For additional tabs, order: **Solid Shelf Tab — Cat. No. 9184Z**



- **8" Shelf Dividers:** Shelf dividers enable you to compartmentalize shelves, help keep shelf contents orderly. They attach to solid shelf with spring clip at each end of the divider. All models 8" high.

Dimensions


Shelf Width (in.)	(mm)	Cat. No.	
		Chrome	Stainless
14	355	DD14FC	
18	455	DD18FC	DD18FS
21	530	DD21FC	
24	610	DD24FC	DD24FS



DD24FS

- **Adjustable Undershelf Slides:** An undershelf drawer can be created by combining a tote box with these slides. Two slides are required and can be spaced to fit any width container, including TB22 or BSD1350.

Item	Cat. No.
One Slide for 18" wide shelf	US18FA
One Slide for 21" wide shelf	US21FA
One Slide for 24" wide shelf	US24FA



LOAD RATING: 25 lbs. (11.3 kg.)



InterMetro Industries Corporation
North Washington Street
Wilkes-Barre, PA 18705
www.metro.com





Super Erecta Shelf® SOLID SHELVING ACCESSORIES

- **Solid Shelf Joining Clamp:**

Used to "add on" solid shelving units with only two posts required. Units can be joined end-to-end, back-to-back or at right angles. Two clamps required for each shelf. Clamp adds 1/4" (6mm) clearance between shelves.

Cat. No. 9998Z



- **Hole Plug:** Used to fill corner openings where posts have been eliminated by joining clamp.

Cat. No. 9997C



- **Post Clamp:** For maximum strength in adjacent shelving units, the post clamp is recommended. With it each unit is supported by four posts and buttressed by the adjacent unit.

Cat. No. 9994Z



- **Foot Plate:** Replaces the leveling bolt. Used when units are to be bolted to the floor or, without bolts, when a broader foot is desired.

Zinc

Cat. No. 9993Z

Stainless Steel

Cat. No. 9993S



- **Glides:** Fit over leveling bolt to protect tile floors.

Cat. No. 9991P



Manufactured by:



InterMetro Industries Corporation

North Washington Street, Wilkes-Barre, PA 18705

Phone: 570-825-2741 • Fax: 570-825-2852

For Product Information Call: 1-800-433-2232

Visit Our Web Site: www.metro.com

L02-015
Rev. 9/00
Printed in U.S.A.

Information and specifications are subject to change without notice. Please confirm at time of order.