



PROJECT: _____
 ITEM # _____ QTY: _____
 MODEL # _____
 AIA # _____ SIS # _____

ELEVATION SERIES™


ELEVATION SERIES™

CIM1136FW90



Features and Benefits

- Use R290 for a more environmental and efficient refrigerant
- Modular design for flexible application and easy installation on bins or dispensers.
- Easy to clean with front facing evaporator and dishwasher safe (up to 180°F) components.
- Easy and quick cleaning reduces operating costs.
- Simple service with many common parts across all CIM machines.
- Harvest Assist provides consistent ice production for the life of the ice maker while reducing energy consumption and increasing capacity.
- Durable, electroless nickel plating on all evaporator plates ensures reliability.
- Constructed from corrosion-resistant and fingerprint-proof aluminum.



| ICE FORMS | |
|-----------|---------------------|
| FULL CUBE | 7/8 x 7/8 x 7/8 in. |
| | 22 x 22 x 22 mm |

| BIN CHART | | | | | | | | | |
|--|------------------------------------|------------------------------------|------------------------------------|------------------------------------|--------------------------------------|--|--|--|--|
| Model # | B40 | B42 | B55 | B700-30 | B110 | B1000-48 | B1300-48 | B1325-60 | B1660-60 |
| capacity | 344 lbs (156 kg) 30 in (762 mm) | 351 lbs (160 kg) 22 in (559 mm) | 510 lbs (232 kg) 30 in (762 mm) | 680 lbs (308 kg) 30 in (762 mm) | 854 lbs (388 kg) 48 in (1,219 mm) | 1,000 lbs (454 kg) 48 in (1,219 mm) | 1,320 lbs (599 kg) 48 in (1,219 mm) | 1,325 lbs (601 kg) 60 in (1,524 mm) | 1,660 lbs (753 kg) 60 in (1,524 mm) |
| Kit for combining wider bins with smaller models | Kit Not Required | Not Compatible | Kit Not Required | Kit Not Required | BPF-1 | Kit Not Required | Kit Not Required | Kit Not Required | Kit Not Required |

See Ice-O-Matic Price List for Adapter Kits to combine ice makers with most available ice/beverage dispensers.



CIM1136FW90 shown atop of bin B55 (sold separately)

Warranty

- Ice Maker: **3 Years Parts and Labor**
- Evaporator and Compressor: **5 Years Parts**
- Evaporator: **7 Years Parts and Labor** (if enrolled in the filter program for US & Canada)

Options & Accessories

- KSI-1 - Safe Ice Module
- KCUBEDISPB for mounting to a dispenser
- B55

Water Filter

- Manifold System IFQ2 gets replacement filter IOMQ (2)

11100 E. 45th Avenue • Denver, CO 80239

Phone: 1.866.PURE.ICE

www.iceomatic.com

Rev. 03/2026 Printed in U.S.A.

APPROVAL: _____ DATE: _____



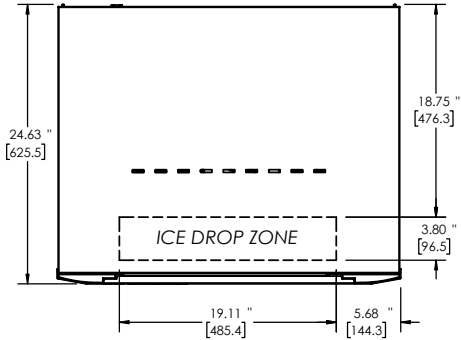
Ice-O-Matic™

ELEVATION SERIES™

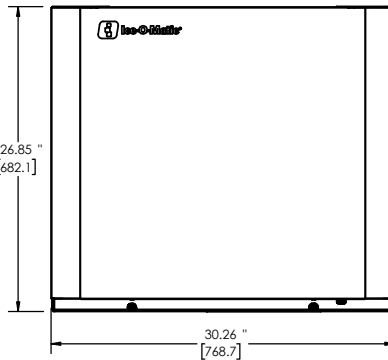
CIM1136FW90

Line drawing note: Numbers with quote symbol " are in inches. Numbers enclosed in [brackets] are in millimeters.

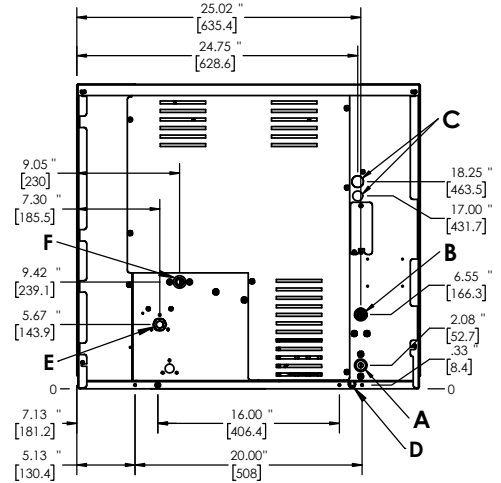
PLAN / TOP VIEW



ELEVATION / FRONT VIEW



UTILITIES / BACK VIEW



Water Cooled

- A. Ice Maker Drain, 3/4" FPT
- B. Ice Maker Potable Water Inlet, 3/8" FPT
- C. Electrical Connection, Ø.875" [22.2] (2)
- D. Condensate Base Drain, Ø.50" [12.7]
- E. Water Condenser Inlet, 3/8" FPT
- F. Water Condenser Outlet, 1/2" FPT

| SPECIFICATIONS | |
|--|------------------------------|
| Model | CIM1136FW90 |
| Condensing Type | Water |
| Voltage/Hertz/Phase | 208-230/60/1 |
| Min. Circuit Amp | 13.1 A |
| Max Breaker Size | 20 A |
| kWH per 100 lbs of ice at 70°F air / 50°F water | 3.7 |
| kWH per 100 lbs of ice at 90°F air / 70°F water | 4.05 |
| BTU (approx per hour) | 18165 |
| Number of Wires | 3 (including ground) |
| Refrigerant | R290A |
| Refrigeration Charge | 150 g |
| Ice Production per 24 hrs | |
| 70° air / 50° water lbs (kg) | 90° air / 70° water lbs (kg) |
| 960 (435) | 880 (399) |
| Water Usage gallons per 100 lbs of ice 90°F air / 70°F water | |
| Potable | Condenser |
| 18 | 125 |

| OPERATING REQUIREMENTS | | |
|-------------------------|-------------------|-------------------|
| | MINIMUM | MAXIMUM |
| Ambient Temp. Range Air | 50°F (10°C) | 100°F (38°C) |
| Water Temp | 40°F (4°C) | 100°F (38°C) |
| Water Pressure | 20 PSIG (1.4 BAR) | 80 PSIG (5.5 BAR) |

| DIMENSIONS | | |
|---------------------------|-----------------------------------|--------|
| Unit Width | 30.25 in. | 768 mm |
| Unit Depth | 24.25 in. | 616 mm |
| Unit Height | 26.9 in. | 683 mm |
| Shipping Weight | 211 lbs / 96 kg | |
| Shipping Dimensions (in.) | 33 (W) x 27 (D) x 33 (H) | |
| Shipping Dimensions (mm) | 838.2 (W) x 685.8 (D) x 838.2 (H) | |

