



AM-50BAE-(AD)DS

SELF-CONTAINED CUBER WITH BUILT-IN STORAGE BIN



AM-50BAE-DS
3/30/17
Item # 13172

W x D x H

AM-BAE / AM-BAE-DS
14⁷/₈" x 22⁵/₈" x 33¹/₂"

AM-50BAE-AD / AM-50BAE-ADDS
14⁷/₈" x 22⁵/₈" x 31¹/₂"


(-AD) - ADA Compliant 

(-DS) - Customized Cabinet Door System



AM-50BAE
Air-Cooled
(Shown)

AM-50BAE-AD
Air-Cooled
ADA Compliant Unit



AM-50BAE-DS*
(Shown)
with Custom Cabinetry

AM-50BAE-ADDS*
Air-Cooled
ADA Compliant Unit
**Customer responsible for providing cabinetry*



Item #: _____
Project: _____
Qty: _____
AIA#: _____

Features

- ▶ **UL approved for outdoor use**
- ▶ **Undercounter design**
- ▶ **Drain pump option available**

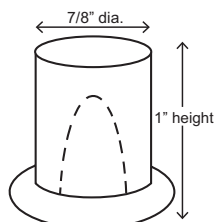
- Up to 55 lbs. of ice production per 24 hours
- Fewer moving parts for longer life
- Power switch accessible without panel removal
- Less than 34 inches tall (AM-50BAE, AM-50BAE-DS)
- Less than 32 inches tall; ADA Compliant (AM-50BAE-AD, AM-50BAE-ADDS)
- Up to 22 lbs. of built-in storage capacity
- Easily disassembled water circuit for easy cleaning
- Front in and out airflow
- Equipped with 6 ft. Cord with NEMA 5-15 Plug
- R-134a Refrigerant

Warranty:

2 Year Parts & Labor on entire machine.
1 Year Parts & Labor on HS-5061 Drain Pump Assembly.
Valid in United States, Canada, Puerto Rico and U.S. Territories. Contact factory for warranty in other countries.

Condenser	Model	ICE PRODUCTION				WATER USAGE			ELECTRICAL				Shipping Weight	ENERGY STAR®
		Air / Water Temp Lbs. per 24 hours		Per Cycle		Potable Gal. per 100 lbs.	Condenser Gal. per 100 lbs.	kWh Used per 100 lbs.	Max. Fuse Size or HACR Circuit Breaker	Amperage	Voltage	Heat Rejection BTU/hr.		
		70°/ 50°F	90°/ 70°F	Lbs.	Cubes	90°/ 70°F	90°/ 70°F	90°/ 70°F						
Air-Cooled	AM-50BAE(-DS)	51	35	.595	24	71.0	N/A	17.0	15A	3.8A	115V/60/1	1,850	97 lbs.	
Air-Cooled	AM-50BAE-AD(-DS)	55	34	.65	24	63.9	N/A	16.8	15A	3.8A	115V/60/1	1,850	99 lbs.	

AM Cube Dimensions*



* approximate size in inches, image not to scale

Operating Limits

- Ambient Temp Range 45 - 100°F
- Water Temp Range 45 - 95°F
- Water Pressure 7 - 113 PSIG
- Voltage Range 104-127V

Location

- Allow 15" (38 cm) at front and enough space at rear for water supply and drain connections.
- Location must provide a firm and level foundation.
- Do not place near ovens, grills or other high heat producing equipment.

Parts

- -DS Door Reversal Part - HS-0229
Optional Kit required for (-DS) models
- Side trim kit available
- Accessory - HS-5061 Drain Pump Assembly
- Water filter - H9320-51

Plumbing

- Icemaker Water Supply Line: Minimum 1/4" Nominal ID Copper Water Tubing or Equivalent
- Icemaker Drain Line: Minimum 1/2" Nominal ID Hard Pipe or Equivalent



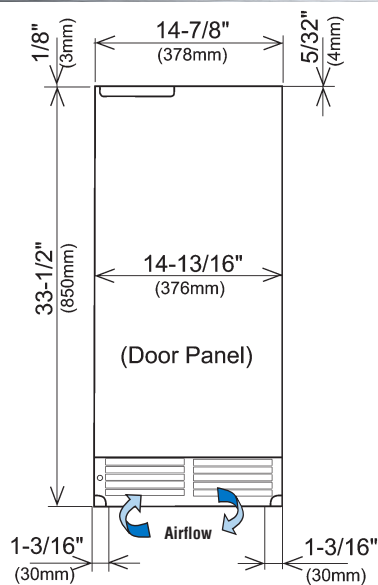
AM-50BAE-(AD)DS

SELF-CONTAINED CUBER WITH BUILT-IN STORAGE BIN

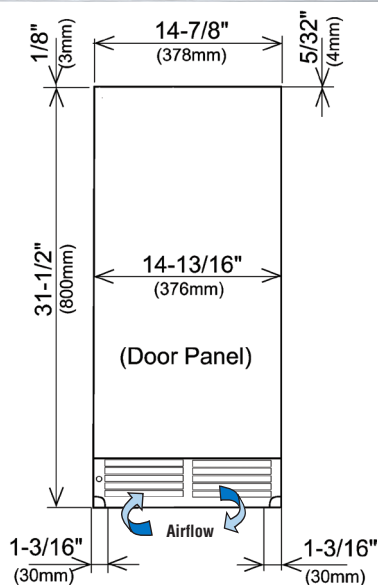


AM-50BAE-DS
3/30/17
Item # 13172

FRONT VIEW

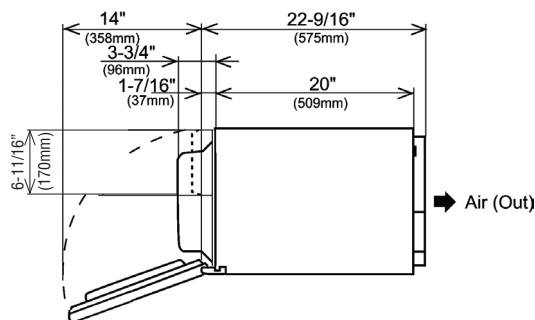


AM-50BAE/AM-50BAE-DS



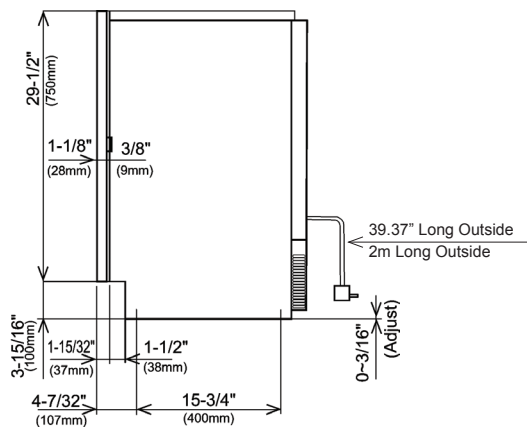
AM-50BAE-AD/AM-50BAE-ADDS

TOP VIEW

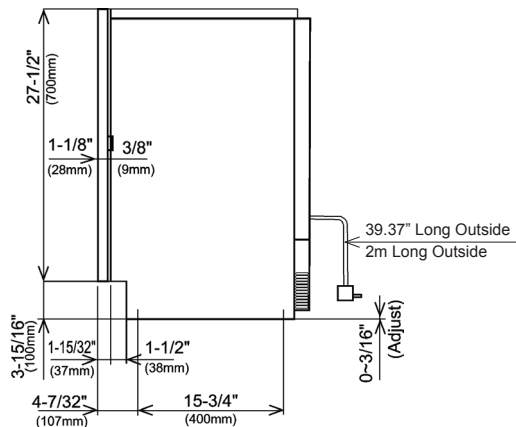


AM-50BAE
AM-50BAE-AD
AM-50BAE-DS
AM-50BAE-ADDS

SIDE VIEW

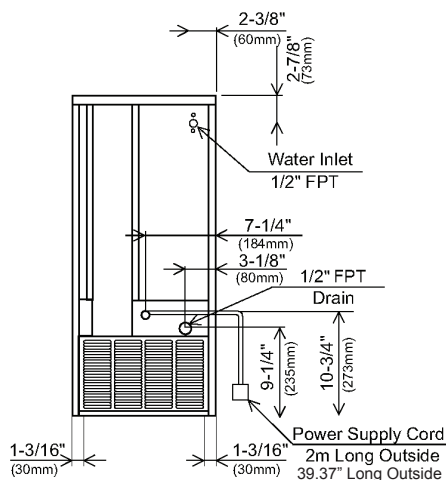


AM-50BAE/AM-50BAE-DS

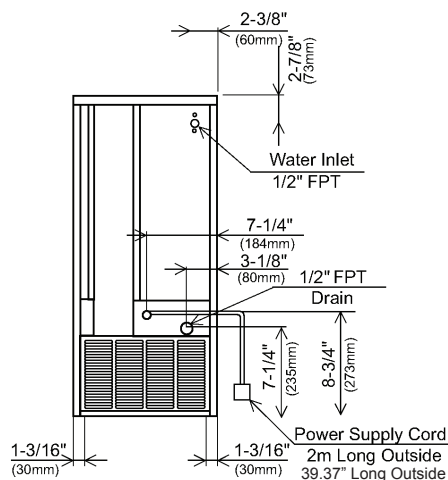


AM-50BAE-AD/AM-50BAE-ADDS

REAR VIEW



AM-50BAE/AM-50BAE-DS



AM-50BAE-AD/AM-50BAE-ADDS