



GLO-RAY® BUILT-IN HEATED SHELVES

Models GRSB-24-F, -I, -O, -30-F, -I, -O, -36-F, -I, -O, -42-F, -I, -O, -48-F, -I, -O, -54-I, -60-F, -I, -O, -66-I, -O, -72-F, -I, -O, GRSBF-24-F, -I, -S, -O, -30-F, -I, -S, -O, -36-F, -I, -S, -O, -42-F, -I, -S, -O, -48-F, -I, -S, -O, -60-F, -I, -S, -O, -72-F, -I, -S, -O

The Hatco Glo-Ray- Built-in Heated Shelf has a hardcoat aluminum top and blanket type foil element for uniform heat. Fiberglass insulation keeps heat at the holding surface while a built-in adjustable thermostat controls surface temperature. Recommended for use in metallic counters. For other surfaces, verify that the material is suitable for temperature up to 200°F (93°C). Hatco is not responsible for counter damage caused by heat from the warmer.

FLEXIBILITY

Ideal for pass-through areas, buffet lines or as a heated work shelf.

The Built-in Heated Shelf models feature a hardcoated aluminum top and blanket-type foil element for uniform heat distribution. Available as flush top or .5" (13 mm) recessed models.

A 3' (914 mm) flexible conduit channels the power lines from the shelf to a remote control enclosure. The control enclosure comes with a control thermostat with a range of 80° to 181°F (27° to 83°C), an illuminated on/off switch and mounting brackets. The attached control enclosure can be mounted remotely up to 3' (914 mm) from the unit. A 6' (1829 mm) cord and plug is attached to easily reach the power source.

The Built-in Heated Shelf has a .75" (19 mm) flanged edge that allows the unit to fit into a countertop opening. The Heated Shelf is easy-to-clean with a soft damp cloth or non-abrasive cleaner.

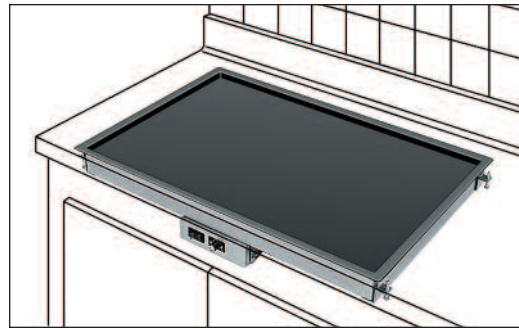
QUALITY

The following features assure the finest performance for years to come:

- All models feature a thermostatically-controlled heated base to extend the holding times of most food.
- GRSB models available in widths from 24" to 72" (610-1829 mm) and depths of 15.5", 19.5", or 30" (394, 495, or 762 mm).
- GRSBF models are available in widths from 25.5" to 73.5" (648-1867 mm) and depths of 17", 21", 25.5", or 31.5" (432, 533, 648, or 800 mm).



Model GRSBF-72-O
with accessory pizza pans



Model GRSB-30-I

GRSB/GRSBF Countertop Cut-Out Dimensions

Item	Minimum Width	Maximum Width	Minimum Depth	Maximum Depth
GRSB-24-F/GRSBF-24-F	24.5" (622 mm)	24.75" (629 mm)	16" (406 mm)	16.25" (413 mm)
GRSB-24-I/GRSBF-24-I	24.5" (622 mm)	24.75" (629 mm)	20" (508 mm)	20.25" (514 mm)
GRSBF-24-S	24.5" (622 mm)	24.75" (629 mm)	24.5" (622 mm)	24.75" (629 mm)
GRSB-24-O/GRSBF-24-O	24.5" (622 mm)	24.75" (629 mm)	30.5" (775 mm)	30.75" (781 mm)
GRSB-30-F/GRSBF-30-F	30.5" (775 mm)	30.75" (781 mm)	16" (406 mm)	16.25" (413 mm)
GRSB-30-I/GRSBF-30-I	30.5" (775 mm)	30.75" (781 mm)	20" (508 mm)	20.25" (514 mm)
GRSBF-30-S	30.5" (775 mm)	30.75" (781 mm)	24.5" (622 mm)	24.75" (629 mm)
GRSB-30-O/GRSBF-30-O	30.5" (775 mm)	30.75" (781 mm)	30.5" (775 mm)	30.75" (781 mm)
GRSB-36-F/GRSBF-36-F	36.5" (927 mm)	36.75" (933 mm)	16" (406 mm)	16.25" (413 mm)
GRSB-36-I/GRSBF-36-I	36.5" (927 mm)	36.75" (933 mm)	20" (508 mm)	20.25" (514 mm)
GRSBF-36-S	36.5" (927 mm)	36.75" (933 mm)	24.5" (622 mm)	24.75" (629 mm)
GRSB-36-O/GRSBF-36-O	36.5" (927 mm)	36.75" (933 mm)	30.5" (775 mm)	30.75" (781 mm)
GRSB-42-F/GRSBF-42-F	42.5" (1080 mm)	42.75" (1086 mm)	16" (406 mm)	16.25" (413 mm)
GRSB-42-I/GRSBF-42-I	42.5" (1080 mm)	42.75" (1086 mm)	20" (508 mm)	20.25" (514 mm)
GRSBF-42-S	42.5" (1080 mm)	42.75" (1086 mm)	24.5" (622 mm)	24.75" (629 mm)
GRSB-42-O/GRSBF-42-O	42.5" (1080 mm)	42.75" (1086 mm)	30.5" (775 mm)	30.75" (781 mm)
GRSB-48-F/GRSBF-48-F	48.5" (1232 mm)	48.75" (1238 mm)	16" (406 mm)	16.25" (413 mm)
GRSB-48-I/GRSBF-48-I	48.5" (1232 mm)	48.75" (1238 mm)	20" (508 mm)	20.25" (514 mm)
GRSBF-48-S	48.5" (1232 mm)	48.75" (1238 mm)	24.5" (622 mm)	24.75" (629 mm)
GRSB-48-O/GRSBF-48-O	48.5" (1232 mm)	48.75" (1238 mm)	30.5" (775 mm)	30.75" (781 mm)
GRSB-54-I	54.5" (1384 mm)	54.75" (1391 mm)	20" (508 mm)	20.25" (514 mm)
GRSB-60-F/GRSBF-60-F	60.5" (1537 mm)	60.75" (1543 mm)	16" (406 mm)	16.25" (413 mm)
GRSB-60-I/GRSBF-60-I	60.5" (1537 mm)	60.75" (1543 mm)	20" (508 mm)	20.25" (514 mm)
GRSBF-60-S	60.5" (1537 mm)	60.75" (1543 mm)	24.5" (622 mm)	24.75" (629 mm)
GRSB-60-O/GRSBF-60-O	60.5" (1537 mm)	60.75" (1543 mm)	30.5" (775 mm)	30.75" (781 mm)
GRSB-66-I	66.5" (1689 mm)	66.75" (1695 mm)	20" (508 mm)	20.25" (514 mm)
GRSB-72-F/GRSBF-72-F	72.5" (1842 mm)	72.75" (1848 mm)	16" (406 mm)	16.25" (413 mm)
GRSB-72-I/GRSBF-72-I	72.5" (1842 mm)	72.75" (1848 mm)	20" (508 mm)	20.25" (514 mm)
GRSBF-72-S	72.5" (1842 mm)	72.75" (1848 mm)	24.5" (622 mm)	24.75" (629 mm)
GRSB-72-O/GRSBF-72-O	72.5" (1842 mm)	72.75" (1848 mm)	30.5" (775 mm)	30.75" (781 mm)



HATCO CORPORATION P.O. Box 340500 Milwaukee, WI 53234-0500 U.S.A.
(800) 558-0607 • (414) 671-6350 • Fax (800) 543-7521 • Int'l. Fax (414) 671-3976
www.hatcocorp.com • E-mail: equipsales@hatcocorp.com

BLANKET ELEMENTS GUARANTEED AGAINST
BURNOUT AND BREAKAGE FOR ONE YEAR.

Form No. GRSB Spec Sheet

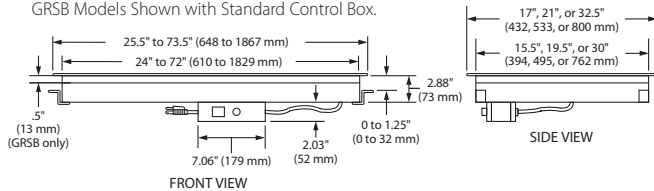
Printed in U.S.A.
November 2012



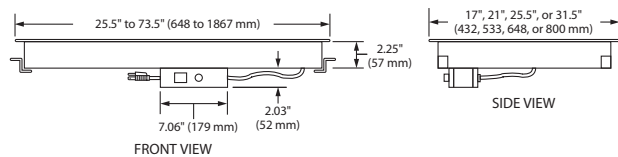
GLO-RAY® BUILT-IN HEATED SHELVES

Models GRSB-24-F, -I, -O, -30-F, -I, -O, -36-F, -I, -O, -42-F, -I, -O, -48-F, -I, -O, -54-I, -60-F, -I, -O, -66-I, -O, -72-F, -I, -O, GRSBF-24-F, -I, -S, -O, -30-F, -I, -S, -O, -36-F, -I, -S, -O, -42-F, -I, -S, -O, -48-F, -I, -S, -O, -60-F, -I, -S, -O, -72-F, -I, -S, -O

GRSB Models Shown with Standard Control Box.



GRSBF Models Shown with Standard Control Box.



SPECIFICATIONS

Built-in Heated Shelf with Recessed Top - 120V (except where noted)

Model	Watts	Amps	Interior Width	Shipping Weight
GRSB-24-F	420	3.5	24" (610 mm)	20 lbs. (9 kg)
GRSB-24-I	550	4.6	24" (610 mm)	22 lbs. (10 kg)
GRSB-24-O	790	6.6	24" (610 mm)	26 lbs. (12 kg)
GRSB-30-F	505	4.2	30" (762 mm)	23 lbs. (10 kg)
GRSB-30-I	665	5.6	30" (762 mm)	25 lbs. (11 kg)
GRSB-30-O	950	7.9	30" (762 mm)	28 lbs. (13 kg)
GRSB-36-F	590	4.9	36" (914 mm)	26 lbs. (12 kg)
GRSB-36-I	780	6.5	36" (914 mm)	29 lbs. (13 kg)
GRSB-36-O	1110	9.3	36" (914 mm)	32 lbs. (15 kg)
GRSB-42-F	685	5.7	42" (1067 mm)	29 lbs. (13 kg)
GRSB-42-I	885	7.4	42" (1067 mm)	32 lbs. (15 kg)
GRSB-42-O	1270	10.6	42" (1067 mm)	35 lbs. (16 kg)
GRSB-48-F	770	6.4	48" (1219 mm)	33 lbs. (15 kg)
GRSB-48-I	1000	8.3	48" (1219 mm)	36 lbs. (16 kg)
GRSB-48-O	1430	11.9	48" (1219 mm)	39 lbs. (18 kg)
GRSB-54-I	1110	9.3	54" (1372 mm)	43 lbs. (20 kg)
GRSB-60-F	950	7.9	60" (1524 mm)	45 lbs. (20 kg)
GRSB-60-I	1220	10.2	60" (1524 mm)	50 lbs. (23 kg)
GRSB-60-O	1750	14.6	60" (1524 mm)	54 lbs. (24 kg)
GRSB-66-I	1330	11.1	66" (1676 mm)	54 lbs. (24kg)
GRSB-72-F	1130	9.4	72" (1829 mm)	52 lbs. (24 kg)
GRSB-72-I	1440	12.0	72" (1829 mm)	58 lbs. (26 kg)
GRSB-72-O	2070	208V 10.0 240V 8.6	72" (1829 mm)	64 lbs. (29 kg)

Built-in Heated Shelf with Flush Top - 120V (except where noted)

Model	Watts	Amps	Heated Width	Shipping Weight
GRSBF-24-F	420	3.5	25.5" (648 mm)	20 lbs. (9 kg)
GRSBF-24-I	550	4.6	25.5" (648 mm)	22 lbs. (10 kg)
GRSBF-24-S	700	5.8	25.5" (648 mm)	24 lbs. (11 kg)
GRSBF-24-O	790	6.6	25.5" (648 mm)	26 lbs. (12 kg)
GRSBF-30-F	505	4.2	31.5" (800 mm)	23 lbs. (10 kg)
GRSBF-30-I	665	5.5	31.5" (800 mm)	25 lbs. (11 kg)
GRSBF-30-S	825	6.9	31.5" (800 mm)	26 lbs. (12 kg)
GRSBF-30-O	950	7.9	31.5" (800 mm)	28 lbs. (13 kg)
GRSBF-36-F	590	4.9	37.5" (953 mm)	26 lbs. (12 kg)
GRSBF-36-I	780	6.5	37.5" (953 mm)	28 lbs. (13 kg)
GRSBF-36-S	950	7.9	37.5" (953 mm)	31 lbs. (15 kg)
GRSBF-36-O	1110	9.3	37.5" (953 mm)	32 lbs. (15 kg)
GRSBF-42-F	685	5.7	43.5" (1105 mm)	29 lbs. (13 kg)
GRSBF-42-I	885	7.4	43.5" (1105 mm)	32 lbs. (15 kg)
GRSBF-42-S	1100	9.2	43.5" (1105 mm)	34 lbs. (15 kg)
GRSBF-42-O	1270	10.6	43.5" (1105 mm)	35 lbs. (16 kg)

OPTIONS (NOT FOR RETROFIT)

- Flush Mount Control Box Bezel in *Designer Colors*: Warm Red, Black, Gray Granite, White Granite, Navy Blue, Hunter Green, Antique Copper.
- Flush Mount Electronic Control Box with Lighted Power Switch

- Flush Mount Control Box with Lighted Power Switch
- Stainless Steel Top Surface (GRSBF models only)

PRODUCT SPECS

Built-in Heated Shelf

The Heated Shelf shall be a Glo-Ray® Model ... as manufactured by the Hatco Corporation, Milwaukee, WI 53234 U.S.A.

The Shelf shall be rated at ... watts, ... volts and be ... inches (millimeters)

in overall width. It shall consist of a thermostatically-controlled heated base and a cord with plug attached.

24/7 parts and service assistance (U.S. and Canada only).

HATCO CORPORATION P.O. Box 340500 Milwaukee, WI 53234-0500 U.S.A. • (800) 558-0607 • (414) 671-6350
Fax (800) 543-7521 • Int'l. Fax (414) 671-3976 • www.hatcocorp.com • E-mail: equipsales@hatcocorp.com