

Project Name: _____ AIA#: _____

Model #: _____ Location: _____

SIS#: _____ Item #: _____ Quantity: _____



Premium Heavy-Duty Automatic Meat Slicer

Precise slicing, all day long!

Powerful continuous use motor, hardened steel alloy knife blade and superior stainless steel construction.



MADE IN THE U.S.A.



AutoQuotes

Warranty

- 15-year warranty on knife drive gears
- Two year parts, one year labor

Warranty valid in North America, contact factory regarding warranty in other countries

Factory Options and Accessories

To select factory installed options and accessories see back

Models

- ☐ 3850N ☐ 3975N

Standard Features

Premium Construction

- 13" *PreciseEdge™* hardened steel alloy knife blade with maximum tip-edge-holding ability
- Stainless steel construction with superior corrosion resistance against acids found in fruit, meats & vegetables
- Best of the Best, *EZ-Glide™* slice system
- No-drip base with Marine edge — 1/2" to 3/4" wide and indented areas with 3/16" deep radiused transition and 3/16" deep internal coved corners — redirects liquid to center of base away from controls and operator
- 2° angled drip groove on slicer table directs liquid flow to base
- Precise slice-thickness adjustment, one-piece handle, gear driven and gasket-sealed
- Carriage angle: 45°, full gravity feed
- 12" long chute with 3 lb. stainless steel end weight
- Powerful 1/2 HP, 7 amp continuous use motor
- High-performance gear knife drive
- Maintenance-free drive system
- No voltage release prevents inadvertent reactivation of slicer in the event of power or interlock interruption
- Permanently attached knife blade ring guard with removable cover and deflector
- Knife cover interlock prevents slicer from operating without the knife cover in place
- Knife sharpening system is removable and BPA Free (no-bisphenol-A), immersible, and dishmachine-safe for cleaning and sanitizing
- Touch pad start/stop controls, power indicator light
- Ergonomic low-profile design reduces operator fatigue
- Dual arm lift lever for cleaning and sanitizing under slicer

Standard Features

Food Zone

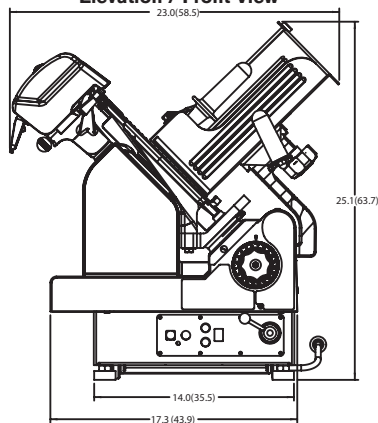
- Large stainless steel radii, open space base design for cleaning and simple dismantling of components
- Knife sharpening system is removable and BPA Free (no-bisphenol-A), immersible, and dishmachine-safe for cleaning and sanitizing
- Moisture proof, easy-to-clean direct contact start/stop touchpad controls
- Sealed splash zones for added sanitation and protection of electronics

Approved by: _____ Date: _____

2153 Dryden Rd., Dayton, OH 45439 | 937-299-5493 | 800-347-5423 | Fax: 937-299-4147 | www.globefoodequip.com

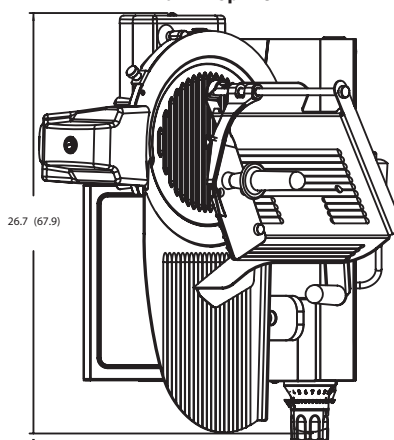


Elevation / Front View

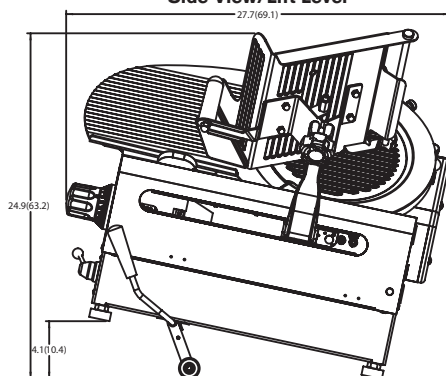


Note: different chute options will change overall height

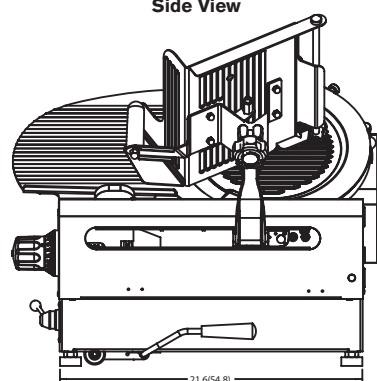
Plan / Top View



Side View/Lift Lever



Side View



Drawings available through KCL. www.kclcad.com

SPECIFICATIONS

Model	Auto or Manual	Motor	Volts	Amps	Drive Type	Slicing Volume per Day	Cheese Slicing	Blade Diameter	Max Slice	Product Cutting Capacity		
										D (Diameter)	W (Width)	H (Height)
3850N	Both	1/2 HP	115-60-1	7	Gear	All Day		13" (33.02 cm)	1-1/4" (3.18 cm)	7.5" (19.50 cm)	11.6" (29.46 cm)	9" (22.86 cm)
3975N	Both	1/2 HP	115-60-1	7	Gear	All Day		13" (33.02 cm)	1-1/4" (3.18 cm)	7.5" (19.50 cm)	11.6" (29.46 cm)	9" (22.86 cm)

Cord & Plug: Attached 7 foot flexible 3-wire cord with molded plug fits a grounded receptacle. NEMA 5-15

DIMENSIONS | SHIPPING INFORMATION

Reinforced carton for shipping. The weight and dimensions of this reinforced carton are included below and may vary from shipment to shipment.

Shipped on a pallet. Freight class 77.5

Model	Overall Dimensions	Net Weight	Shipping Dimensions	Shipping Weight
3850N/ 3975N	23" W x 26.7" D x 25.1" H (69.7 cm x 58.5 cm x 63.7 cm)	145 lbs. (67.1 kg)	25" W x 28" L x 34" H (71.1 cm x 63.5 cm x 86.4 cm)	172 lbs. (78 kg)

FACTORY INSTALLED OPTIONS:

- ☐ **QUICK-CLEAN™** Proprietary non-stick nickel-based coating (knife cover and slicer table)
- ☐ **CORR** Correctional package
- ☐ **MEATROOM** High moisture application package (includes 13" stainless steel knife)
- ☐ **LONGCHUTE** 15" long food chute
- ☐ **SSK** 13" long stainless steel knife

OPTIONAL ACCESSORIES:

- ☐ **1047** Stainless steel low food fence (12" L x 1 3/8" H)
- ☐ **1326** Stainless steel high food fence (12" L x 3" H)
- ☐ **699-BAS** Stainless steel vegetable hopper (14" L x 7" D)
- ☐ **SC-LARGE** Clear plastic slicer cover (recommended for preconstruction)
- ☐ **CB** Additional cleaning brush