

Project Name: \_\_\_\_\_ AIA#: \_\_\_\_\_

Model #: \_\_\_\_\_ Location: \_\_\_\_\_

SIS#: \_\_\_\_\_ Item #: \_\_\_\_\_ Quantity: \_\_\_\_\_



# Premium Heavy-Duty Manual Slicers

## Precise - Powerful - Premium Construction.

*Gear-driven, hardened steel, alloy knife and corrosion resistant stainless steel.*

3600N



MADE IN THE U.S.A.



### Factory Options and Accessories

To select factory installed options and accessories see back

*\*Special voltage slicer, non-returnable*

*\*\*Special voltage slicer, non-returnable — export only, consult factory for more information*

### Models

- 3600N  3600N-22060 *special voltage\**
- 3600N-22050 *Export only, special voltage\**

**Consult factory for more information**

### Standard Features

#### Premium Construction

- 13" *PreciseEdge™* hardened steel alloy knife blade with maximum tip-edge-holding ability
- Stainless steel construction with superior corrosion resistance against acids found in fruit, meats & vegetables
- Best of the Best, *EZ-Glide™* slice system
- No-drip base with Marine edge — 1/2" to 3/4" wide and indented areas with 3/16" deep radiused transition and 3/16" deep internal coved corners — redirects liquid to center of base away from controls & operator
- 2° angled drip groove on slicer table directs liquid flow to base
- Precise slice-thickness adjustment, one-piece handle, gear driven and gasket-sealed
- Carriage angle: 45°, full gravity feed
- 12" long chute with 3 lb. stainless steel end weight
- Powerful 1/2 HP, 7 amp continuous use motor
- High-performance gear knife drive
- Maintenance-free drive system
- No voltage release prevents inadvertent reactivation of slicer in the event of power or interlock interruption
- Permanently attached knife blade ring guard with removable cover and deflector
- Knife cover interlock prevents slicer from operating without the knife cover in place
- Touch pad start/stop controls, power indicator light
- Ergonomic low-profile design reduces operator fatigue
- Kick-stand for cleaning and sanitizing under slicer

### Standard Features

#### Food Zone

- Large stainless steel radii, open space base design for cleaning and simple dismantling of components
- Moisture proof, easy-to-clean direct contact start/stop touchpad controls
- Sealed splash zones for added sanitation and protection of electronics

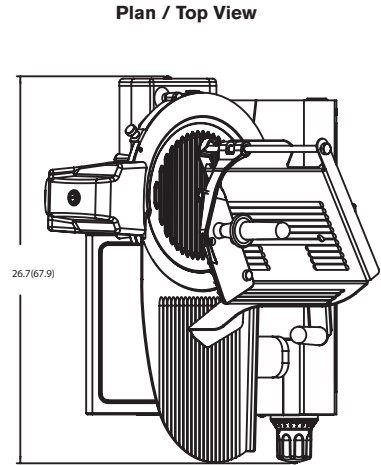

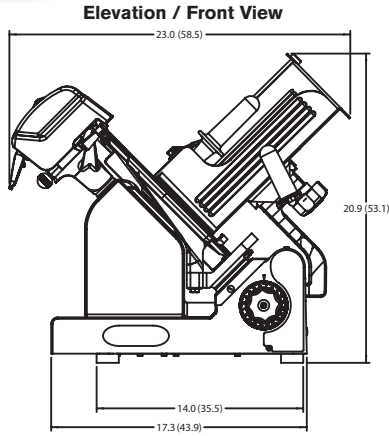
### Warranty

- 15-year warranty on knife drive gears
- Two year parts, one year labor

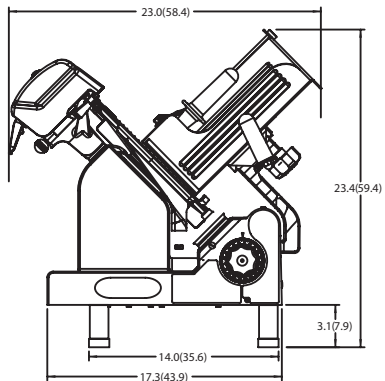
*Warranty valid in North America, contact factory regarding warranty in other countries*

Approved by: \_\_\_\_\_ Date: \_\_\_\_\_

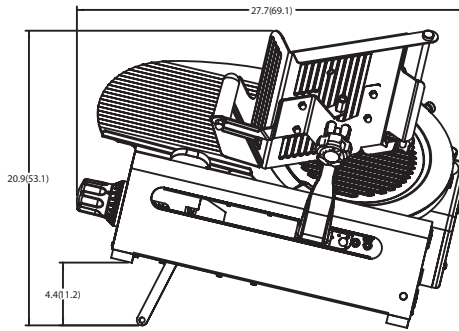
2153 Dryden Rd., Dayton, OH 45439 | 937-299-5493 | 800-347-5423 | Fax: 937-299-4147 | www.globefoodequip.com



Elevation / Front View with 3" extension legs



Side View/Kickstand



Note: different chute options will change overall height

Drawings available through KCL. [www.kclcad.com](http://www.kclcad.com)

**SPECIFICATIONS**

Model	Motor	Volts	Amps	NEMA Plug Type	Drive Type	Slicing Vol. / Day	Cheese Slicing	Blade Diameter	Max Slice	Product Cutting Capacity		
										D (Diameter)	W (Width)	H (Height)
3600N	1/2 HP	115-60-1	7	5-15	Gear	All Day		13" (33.02 cm)	1-1/4" (3.18 cm)	7.5" (19.50 cm)	11.6" (29.46 cm)	9" (22.86 cm)
3600N-22050	1/2 HP	220-50-1	3.5	CEE 7/7	Gear	All Day		13" (33.02 cm)	1-1/4" (3.18 cm)	7.5" (19.50 cm)	11.6" (29.46 cm)	9" (22.86 cm)
3600N-22060	1/2HP	220-60-1	3.5	6-15P	Gear	All Day		13" (33.02 cm)	1-1/4" (3.18 cm)	7.5" (19.50 cm)	11.6" (29.46 cm)	9" (22.86 cm)

**Cord & Plug:** Attached 7 ft. flexible 3-wire cord with molded plug fits a grounded receptacle. *Please specify desired plug configuration when ordering.*

*Please note: Special voltage slicers are non-returnable*

**DIMENSIONS | SHIPPING INFORMATION**

Reinforced carton for shipping. The weight and dimensions of this reinforced carton are included below and may vary from shipment to shipment.

**Shipped on a pallet. Freight class 77.5.**

Model	Overall Dimensions	Net Weight	Shipping Dimensions	Shipping Weight
3600N 3600N-22050 3600N-22060	23" W x 26.7" D x 20.9" H (58 cm x 68 cm x 53.1 cm)	112 lbs. (50.8 kg)	25" W x 28" D x 28" H (63.5 cm x 71 cm x 71 cm)	132 lbs. (60 kg)

**FACTORY INSTALLED OPTIONS:**

- QUICK-CLEAN™** Proprietary non-stick nickel-based coating (knife cover and slicer table)
- Dual arm lift lever for easy cleaning
- CORR** Correctional package
- MEATROOM** High moisture application package (includes 13" stainless steel knife)
- LONGCHUTE** 15" long food chute
- SSK** 13" long stainless steel knife

**OPTIONAL ACCESSORIES:**

- 1047** Stainless steel low food fence (12" L x 1 3/8" H)
- 1326** Stainless steel high food fence (12" L x 3" H)
- 873-SET** 3" extension legs (set of 4)
- 699-BAS** Stainless steel vegetable hopper (14" L x 7" D)
- SC-LARGE** Clear plastic slicer cover (recommended for preconstruction)
- CB** Additional cleaning brush