

# CRM Series Countertop Display Refrigerator

REFRIGERATION  
**AVANTCO**

[www.AvantcoRefrigeration.com](http://www.AvantcoRefrigeration.com)

**MODEL #360CRM5HCS**

## CRM SERIES - COUNTERTOP DISPLAY

Great for displaying and merchandising a variety of drinks and hermetically sealed snacks.

### CABINET CONSTRUCTION

Durable stainless steel exterior construction with white painted aluminum interior.

Foamed-in-place polyurethane insulation with stainless steel floor.

### REFRIGERATION SYSTEM

1/5 hp compressor uses R290 refrigerant. Operation requires a 115V electrical connection.

Maintains interior temperatures of 33 to 40°F. Features an auto-defrost setting.

### STORAGE

Includes 2 adjustable, white epoxy-coated shelves, allowing for 3 layers of merchandising space.

3.9 cu. ft. interior capacity.

### SHELVING

2 shelves included. Each accommodates up to 22 lbs. to best suit your needs.

### MODEL FEATURES

Intuitive, easy to read pre-programmed electronic controls.

Operates in an ambient temperature up to 90°F.

## SPECIAL FEATURES

- Compact, countertop design gives customers easy access to impulse items.
- Eco-friendly R290 hydrocarbon refrigerant.
- Convenient price tag strip on each shelf.
- Intuitive digital temperature controls with back-lit light switch.
- Bright and long-lasting LED lighting illuminates merchandise.
- Non-scratch leveling feet will not leave marks on your countertop.
- Icy-water graphic draws the attention of customers and blocks site of condenser fan.
- 115V; 1/5 hp




## WARRANTY

RESIDENTIAL: Avantco assumes no liability for parts or labor coverage for component failure, factory defect or any other damages for units installed in non-commercial foodservice or residential applications.



Replacement



# CRM Series Countertop Display Refrigerator

MODEL #360CRM5HCB



[www.AvantcoRefrigeration.com](http://www.AvantcoRefrigeration.com)

## TECHNICAL DATA

### Dimensions

Exterior Dimensions	24½"W x 25¼"D x 33¼"H
Interior Dimensions	20¼"W x 18¾"D x 27¾"H
Net Volume	3.9 cu. ft.
Net Weight	121 lb.
Gross Weight	139 lb.
Packaging Dimensions	26¾"W x 28"D x 39¼"H

### Cooling

Temperature Range	33 - 40°F
Refrigerant	R290
Max. Ambient Temperature	90°F
Defrosting	Auto
Temperature Controller	Digital
Horsepower	1/5
BTU (btu/hr)	696

### Construction

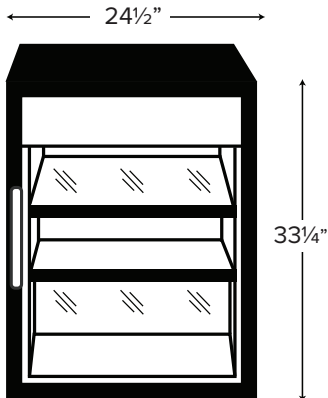
Exterior Material	Stainless Steel
Interior Material	Painted White Aluminum
Door Type	Glass Swing
Insulation Material	Foamed-In-Place Polyurethane
Shelves	2
Shelf Material	Epoxy-Coated Steel
Shelf Load Capacity	90 lbs.

### Electrical

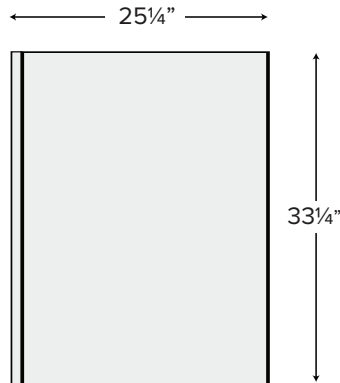
Voltage	115
Amps	1.8
Hz	60
Phase	1
Plug Type	NEMA 5-15P
Electrical Cord Length	8'

## PLAN VIEW

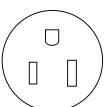
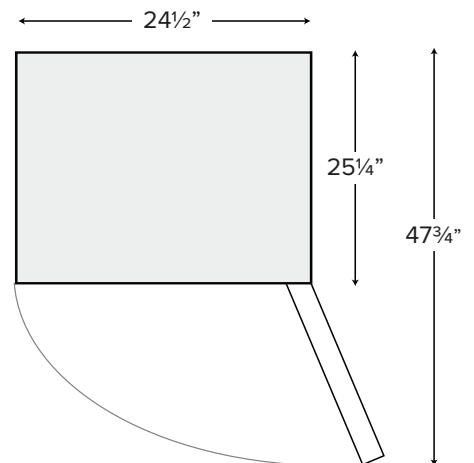
FRONT VIEW



SIDE VIEW



TOP VIEW



NEMA 5-15P