



A WATTS Brand

7B1 Series

Elvari™ Frame & Frameless Mirrors

Key Features

- High quality glass and modern style complements other [Elvari™ products](#)
- Seamless welded stainless steel frame
- Radiused corners for a softer design
- Concealed, tamper-resistant mounting bracket
- Optional stainless steel shelf that easily mounts to or detaches from mirror mounting bracket

Guide Specification

Frame and frameless mirrors shall be high quality 1/4" flat glass, guaranteed for 15 years against silver spoilage. Radiused corners and edges ground and polished smooth. Vertical mounting only. Frame mirrors feature 20-gauge stainless steel frame in brushed #3 satin finish or optional electrocoat finishes. Available with an optional 16-gauge, 300 series stainless steel shelf in a brushed #3 satin finish. Shelf is 5-1/2" deep, lengths vary based on mirror width. Tamper-resistant mounting. Mirror can be removed using removal tool #330-074 (order separately).

Product Compliance

Complies with

- ADA 

Listed by UL Environment to

- GreenGuard Gold



- ☒ Consult local and national accessibility codes for proper installation guidelines. Conformity and compliance to local national codes is the responsibility of the installer.

BradEX® Models

Standard Model Number	Series Type	Width (mm)	Height (mm)
7B1-0018300	Frame	18" (457)	30" (762)
7B1-0018360	Frame	18" (457)	36" (915)
7B1-0024360	Frame	24" (610)	36" (915)
7B1-2018360	Frame with Shelf	18" (457)	36" (915)
7B1-2024360	Frame with Shelf	24" (610)	36" (915)
7B1-1024360	Frameless	24" (610)	36" (915)
7B1-1030360	Frameless	30" (762)	36" (915)
7B1-3024360	Frameless with Shelf	24" (610)	36" (915)
7B1-3030360	Frameless with Shelf	30" (762)	36" (915)

Orders composed of products indicated as **BradEX®** will be available to ship in three days after receipt of order at the factory. There is no pricing penalty for this service from Bradley.


Verify all rough-in dimensions prior to installation.

Page 1 of 3 6/25/2025

This information is subject to change without notice.

Bradley_Mirror_7B1-Series

[View Latest Version](#)



Finishes

☒ Click on any color swatch to view as a larger image.

-  Brushed Black*
-  Brushed Brass*
-  Brushed Bronze*
-  Brushed Nickel*
-  Brushed Stainless*
-  Satin Stainless

*Electrocoat Finishes, see Optional Electrocoat Finishes section on page 2.

For information on Warranties, Maintenance and BAA/ARRA Compliance, visit our website at: bradleycorp.com/washroom-accessories-products

© 2025 Bradley

P.O. Box 309, Menomonee Falls, WI 53052-0309

800 BRADLEY (800 272 3539) +1 262 251 6000

bradleycorp.com



A WATTS Brand

7B1 Series

Elvari™ Frame & Frameless Mirrors

Optional Electrocoat Finishes







Bradley offers an exclusive, proprietary electrocoat color process on the Elvari frame mirror and shelf models and the frameless mirror shelves. Unlike powder coating, color is applied to the entire stainless steel part using a submersion process with electrically charged particles. This process results in a precise film thickness across all surfaces, allowing the grain of the stainless steel to show through.

Electrocoat provides complete coverage to the part and has environmental advantages such as no or low-VOC and HAPs (Hazardous Air Pollutants), heavy metal-free products, and minimum waste discharge. Bradley's electrocoat is durable and easy to clean as well as fingerprint, stain and corrosion resistant. A UV light stabilizer additive enhances resistance to weathering and color fade. Products are performance tested for adhesion following ASTM D3359-22 and impact resistance following ASTM D2794.

Refer to the table below for information on which Series Type(s) are available with the electrocoat finishes.

Series Type	Available with Electrocoat Finishes	
	Yes	No
Frame	X	
Frame with Shelf	X	
Frameless		X
Frameless with Shelf	X *	

* Electrocoat finishes only available on shelf.

Model (Must select one)			
7B1		Elvari Mirror	
Standard Selections (Must select one from each category)			
Series Type (select one)			
0		Frame	
10		Frameless	
20		Frame with Shelf	
30		Frameless with Shelf	
Glass Type (select one)			
0		1/4" Flat Glass	
Mirror Width (select one)			
18	18" Wide ¹	24	24" Wide
30	30" Wide	36	36" Wide ²
Mirror Height (select one)			
30	30" High ³		
36	36" High		
60	60" High ⁴		
Mirror & Shelf Finish Type (Must select one)			
BB	 Brushed Black		
BR	 Brushed Brass		
BZ	 Brushed Bronze		
BN	 Brushed Nickel		
BS	 Brushed Stainless		
SS	 Satin Stainless ⁵		

¹ 18" Mirror Width is only available with Series Type 0 & 20.

² 36" Mirror Width is only available with Series Type 10 and 60" Mirror Height.

³ 30" Mirror Height is only available with Series Type 10 & 30.

⁴ 60" Mirror Height is only available with 36" Mirror Width.

⁵ Model available with **BradEX**® expedited shipping.

Orders composed of products indicated as **BradEX**® will be available to ship in three days after receipt of order at the factory. There is no pricing penalty for this service from Bradley.

Verify all rough-in dimensions prior to installation.

Page 2 of 3 6/25/2025

This information is subject to change without notice.

Bradley_Mirror_7B1-Series

[View Latest Version](#)

© 2025 Bradley
P.O. Box 309, Menomonee Falls, WI 53052-0309
800 BRADLEY (800 272 3539) +1 262 251 6000
bradleycorp.com

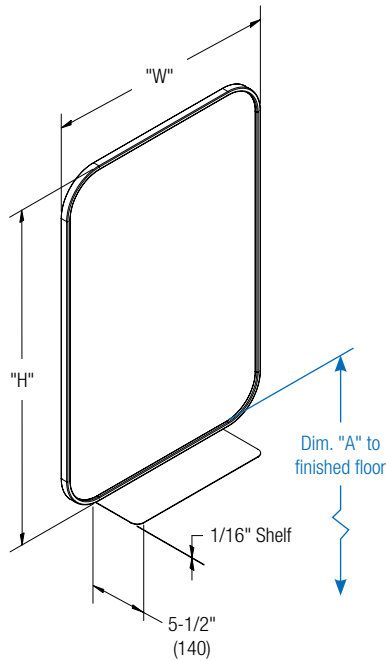


A WATTS Brand

7B1 Series Elvari™ Frame & Frameless Mirrors

Dimensions – Frame

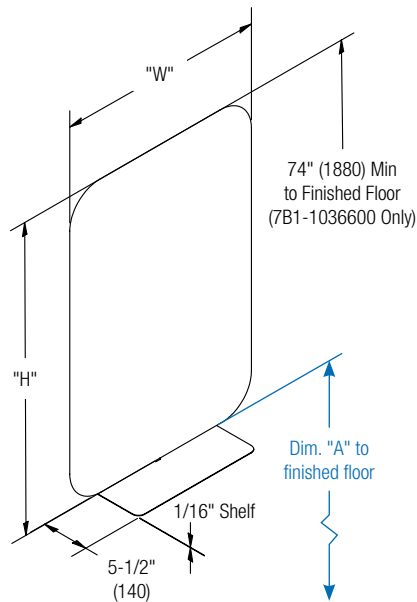
(mm)



Standard Model Number	Width "W" (mm)	Height "H" (mm)	Shelf Width (mm)
7B1-0018300	18" (457)	30" (762)	n/a
7B1-0018360	18" (457)	36" (915)	n/a
7B1-0024360	24" (610)	36" (915)	n/a
7B1-2018300	18" (457)	30" (762)	10" (254)
7B1-2018360	18" (457)	36" (915)	10" (254)
7B1-2024360	24" (610)	36" (915)	10" (254)

Dim. "A" Key Surface:	For Dim. "A" (mm)	Bottom of Unit (mm)
Mirror's bottom edge of the reflecting surface to finished floor	40" (1016)	39-5/8" (1006)
	37" (940)	36-5/8" (930)
	34" (864)	33-5/8" (854)

Dimensions – Frameless



Standard Model Number	Width "W" (mm)	Height "H" (mm)	Shelf Width (mm)
7B1-1024360	24" (610)	36" (915)	n/a
7B1-1030360	30" (762)	36" (915)	n/a
7B1-1036600	36" (915)	60" (1524)	n/a
7B1-3024360	24" (610)	36" (915)	16" (406)
7B1-3030360	30" (762)	36" (915)	22" (559)

Dim. "A" Key Surface:	For Dim. "A" (mm)	Bottom of Unit ¹ (mm)
Mirror's bottom edge of the reflecting surface to finished floor	40" (1016)	39-7/16" (1002)
	37" (940)	36-7/16" (926)
	34" (864)	33-7/16" (849)

¹ Bottom of Unit dimensions for frameless mirror without a shelf should equal information in column A.

Orders composed of products indicated as **BradEX®** will be available to ship in three days after receipt of order at the factory. There is no pricing penalty for this service from Bradley.

Verify all rough-in dimensions prior to installation.

Page 3 of 3
This information is subject to change without notice.
Bradley_Mirror_7B1-Series

6/25/2025

[View Latest Version](#)

© 2025 Bradley
P.O. Box 309, Menomonee Falls, WI 53052-0309
800 BRADLEY (800 272 3539) +1 262 251 6000
bradleycorp.com