



# NORDIC™ Elite

MODULAR CUBED ICE MACHINES

## CNM0830 SERIES

### FEATURES



#### Unique Dual Exhaust

- All air-cooled models allow for top or side hot-air discharge for increased installation flexibility



#### Environmentally Responsible

- Exceeds 2018 Department of Energy regulations
- Up to 20% more efficient than previous Nordic models



#### Sanitation

- Automated cleaning cycle
- Dishwasher safe, food zone components
- Easy to clean, structural foam base is rust free



#### Components

- Easy-access, forward facing evaporators on all models
- Less inventory required for service providers
- Quicker response times

### APPLICATIONS



Convenience & Gas



Restaurant



Lodging



Packaged Ice

### SPECIFICATIONS

Daily Ice Production<sup>[1]</sup>  
per 24hrs

Model Number	Condenser Type	70°F Air / 50°F Water	90°F Air / 70°F Water	Electrical (V/Hz/Ph)	Energy <sup>[#]</sup> Usage	Min Circuit	Fuse Size	Water Usage Potable <sup>[2]</sup>	Shipping Weight
CNM0830A*6A	Air	896 lbs	711 lbs	208-230/60/1	5.0 kWH	11.8 Amps	20.0 amps	19.0 gal	220 lbs
		406 kg	322 kg						100 kg
CNM0830R*6A	Remote	906 lbs	793 lbs	208-230/60/1	4.9 kWH	12.3 Amps	20.0 amps	19.0 gal	220 lbs
		411 kg	360 kg						100 kg
CNM0830R*5A	Air	922 lbs	726 lbs	220-240/50/1	4.73 kWH	10.8 Amps	16.0 amps	18.0 gal	220 lbs
		418 kg	329 kg						100 kg
CNM0830A*5A	Water	901 lbs	809 lbs	220-240/50/1	3.96 kWH	10.4 Amps	16.0 amps	18.0 gal	210 lbs
		409 kg	367 kg						96 kg

\* Replace \* with "F" for full cube and "H" for half cube

[1] Daily production assumes half cube models.

[2] Water usage in gallons per 100 lbs of ice produced at 90°F Air / 70°F Water.

[#] kWH Used per 100 lbs of ice produced at 90°F Air / 70°F Water.

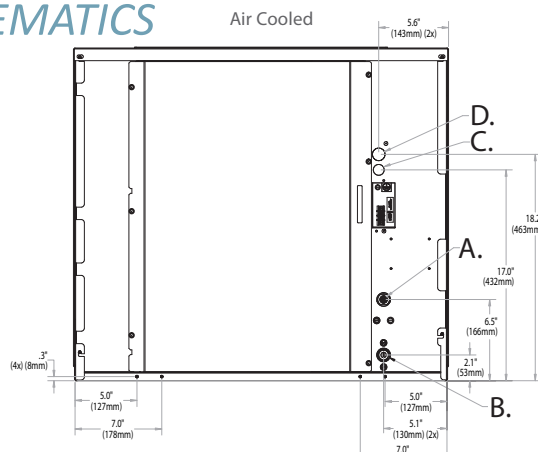
### DISPENSER ADAPTER KITS

Dispenser Model	Adapter Kit	Adapter Kit Qty	Bin Thermostat	Bin Stat Qty
Flavor Fusion/Overload	629096954	1	Included in Adapter Kit	N/A
IDC 215/255	629096376	1	Included in Adapter Kit	N/A
Cold Fusion	629096828	1	Included in Adapter Kit	N/A

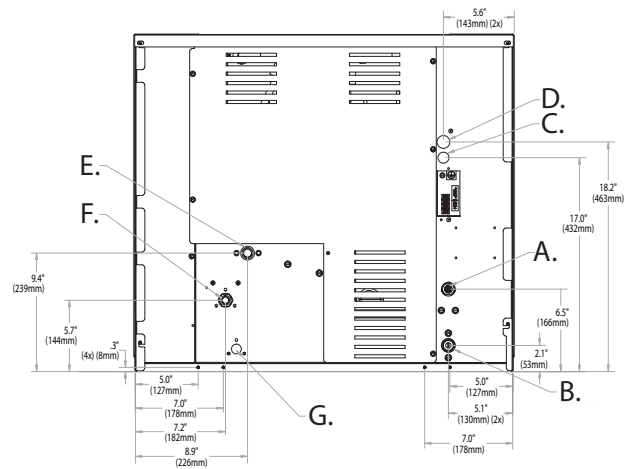
### Remote Condenser

RCN1061	Required for CNM0630R
RT25	25' Line Set
RT50	50' Line Set
RT75	75' Line Set
620060081	Optional Grill Ki Field Installed

# SCHEMATICS



Water Cooled/Remote cooled

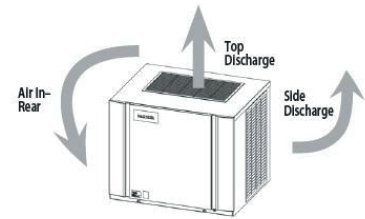


Note: Air-cooled units required 6" (152 mm) clearance for air intake and exhaust.

A. Ice maker potable water in	3/8" FPT.
B. Ice maker water out	3/4" FPT.
C. Hole for electrical connection	7/8"
D. Electrical connection junction box	7/8"
E. Condenser water in (water cooled unit)	3/8" FPT.
E. Discharge line (remote cooled only)	1/2" male quick connect
F. Condenser water out (water cooled unit)	1/2" FPT.
G. Liquid line (remote cooled only)	3/8" male quick connect

## UNIT DIMENSIONS :



W x D x H (in)	30.25 x 24.25 x 26.9
W x D x H (mm)	768 x 616 x 683



## OPERATING REQUIREMENTS

	Min	Max 60Hz	Max 50Hz
Ambient Air Temperature	50°F 10°C	100°F 38°C	110°F 43°C
Water Temperature	40°F 4.4°C	100°F 38°C	110°F 43°C
Water Pressure	20 psig 1.4 bar	80 psig 5.5 bar	

## ADDITIONAL SPECS

Full Cube (W x D x H)	Half Cube (W x D x H)
.88 x .88 x .88 in	.38 x .88 x .88 in
2.2 x 2.2 x 2.2 cm	1.0 x 2.2 x 2.2 cm
	

## OTHER ACCESSORIES

Bin Model	Adapter Kit
B530AP	Not Required
Hotel Dispenser	Adapter Kit
CHD30P1	Not Required

## CROSS REFERENCE TO PRIOR MODELS

Legacy Nordic Model	Equivalent Nordic Elite Model
CIM0836FA	CNM0830AF6A
CIM0836HA	CNM0830AH6A
CIM0836FR	CNM0830RF6A
CIM0836HR	CNM0830RH6A
CIM0835FA	CNM0830AF5A
CIM0835HA	CNM0830AH5A
CIM0835FW	CNM0830WF5A
CIM0835HW	CNM0830WH5A

## WARRANTY

- 3 years - parts & limited labor
- 5 years compressor & evaporator parts
- See website for warranty details

Water Usage <sup>[2]</sup> (Water cooled condenser only)	180.0 gal
Remote Condenser	RCN1061
Heat Rejection	8,600 BTU/hr

[2] Water usage in gallons per 100 lbs of ice produced at 90°F Air / 70°F Water.

Power cord wires	3 including ground
Refrigerant	R404a
Listings	