



ProServe Stainless Steel Meal Delivery Carts

Tall Profile, Single Door, 6 Tray Capacity

Models

MDS1520T6

MDS1520T6R

Features & Benefits

- Durable carts designed to specifically meet the meal delivery needs of hospitals (acute care), long term care and correctional facilities.
- Designed to work with unitized pellet system, heat on demand base system or insulated trays.
- Fixed and welded stainless steel tray slides, handles one (1) tray per rail set with a 5.3" (13,5 cm) clearance between rails.
- Serving capacity per cart: 6 each 15" x 20" (38 x 51 cm) or 14" x 18" (35,5 x 46 cm) trays.
- Durable type 304 and 430 stainless steel construction ensures long term durability and reliability.
- Insulated base and doors dampens sound and reduces noise.
- Four each 6" (15,24 cm) non-marking nylon casters, two (2) swivel with brake and two (2) fixed, enhance maneuverability and increase safety; optional heavy duty two (2) swivel or (4) four swivel.
- A recessed top to control spills and assists in staging or preparing products.
- An ergonomic handle design on the back of the cart to enhance maneuverability.
- Safe to power wash to ensure sanitization.
- Doors open a full 270° and feature magnetic door catches for closed and fully open positioning.
- Three hinges ensure the longevity of the doors.
- Transit latch for securing the door is easy to open, rust free and can be removed and easily cleaned.
- Non-electrical.
- No assembly is required.

Project _____

Item No. _____

Model No. _____

Quantity _____



MDS1520T6

Approvals



www.cambro.com

Information and specifications are subject to change without notice. Please confirm at time of order.

© Cambro Manufacturing Company 5801 Skylab Road, Huntington Beach, California 92647-2056-U.S.A.

Telephone 714 848 1555

Toll Free 800 854 7631

Customer Service 800 833 3003

© Copyright Cambro Manufacturing Company. Printed in the U.S.A. 04/25

ProServe Stainless Steel Meal Delivery Carts

Tall Profile, Single Door, 6 Tray Capacity

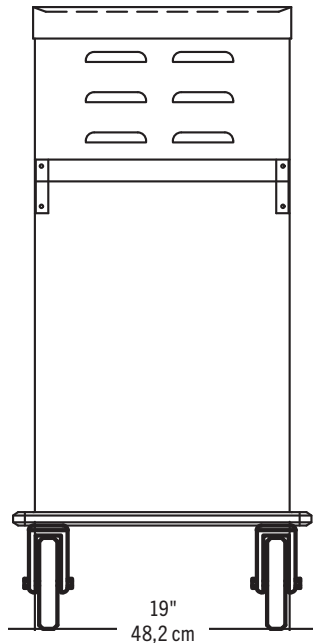
Models MDS1520T6, MDS1520T6R

Project _____

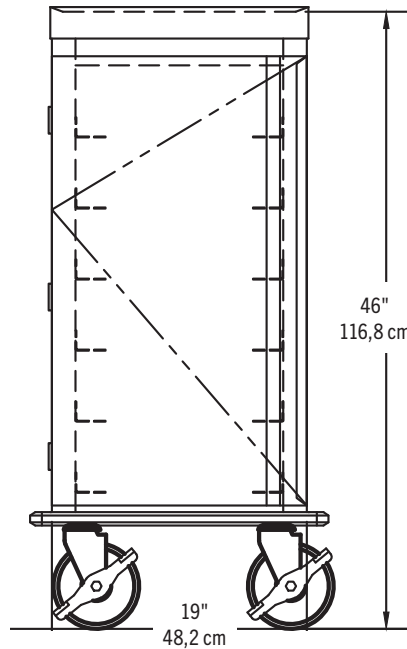
Item No. _____

Model No. _____


Quantity _____



Front View



Side View



Top View

Specifications

Dimension Tolerance: +/- 1/4" (0,64 cm)

CODE	TRAY CAPACITY PER COMPARTMENT	EXTERIOR DIMENSIONS W x D x H	INTERNAL DIMENSIONS W x D x H	CASE LB. (CUBE) CASE KG. (M³)
MDS1520T6	6 each Tray Sizes: 15" x 20" (38 x 51 cm) 14" x 18" (35,5 x 46 cm)	22 1/4" x 28 5/8" x 46 1/2" (56,5 x 72,7 x 118,1 cm)	15 1/2" x 22" x 33 1/3" (39,4 x 55,9 x 84,6 cm)	195.65 lbs. (31.33) 88,93 kg (0,89)
MDS1520T6R	6 each Tray Sizes: 15" x 20" (38 x 51 cm) 14" x 18" (35,5 x 46 cm)	22 1/4" x 28 5/8" x 50" (56,5 x 72,7 x 127 cm)	15 1/2" x 22" x 33 1/3" (39,4 x 55,9 x 84,6 cm)	198.65 lbs (33.46) 90,3 lbs (0,95)

Architect Specs

The non-electrical Meal Delivery Cart shall be a vertical access, door Meal Delivery Cart, Model, manufactured by Cambro Mfg. Co., Huntington Beach, CA 92647, U.S.A. It shall be made of type 304 and 430 stainless steel. It shall have an ergonomic handles. It shall have a door that opens a full 270° and can be securely positioned open onto the bottom with a magnetic catch rail. It shall have a fixed and welded stainless steel tray slide system that accommodates 1 tray per rail set, 6 trays per compartment with a clearance of 5.3" (13,5 cm) between rails. It shall have 4 each 6" (15,24 cm) non-marking nylon casters, 2 fixed and 2 swivel with brake. It shall require no assembly.

Standard Colors

☐ Stainless Steel (000)

Approvals