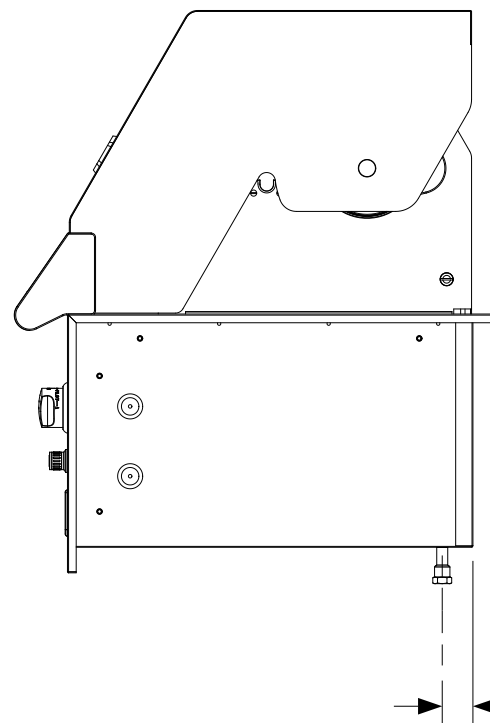
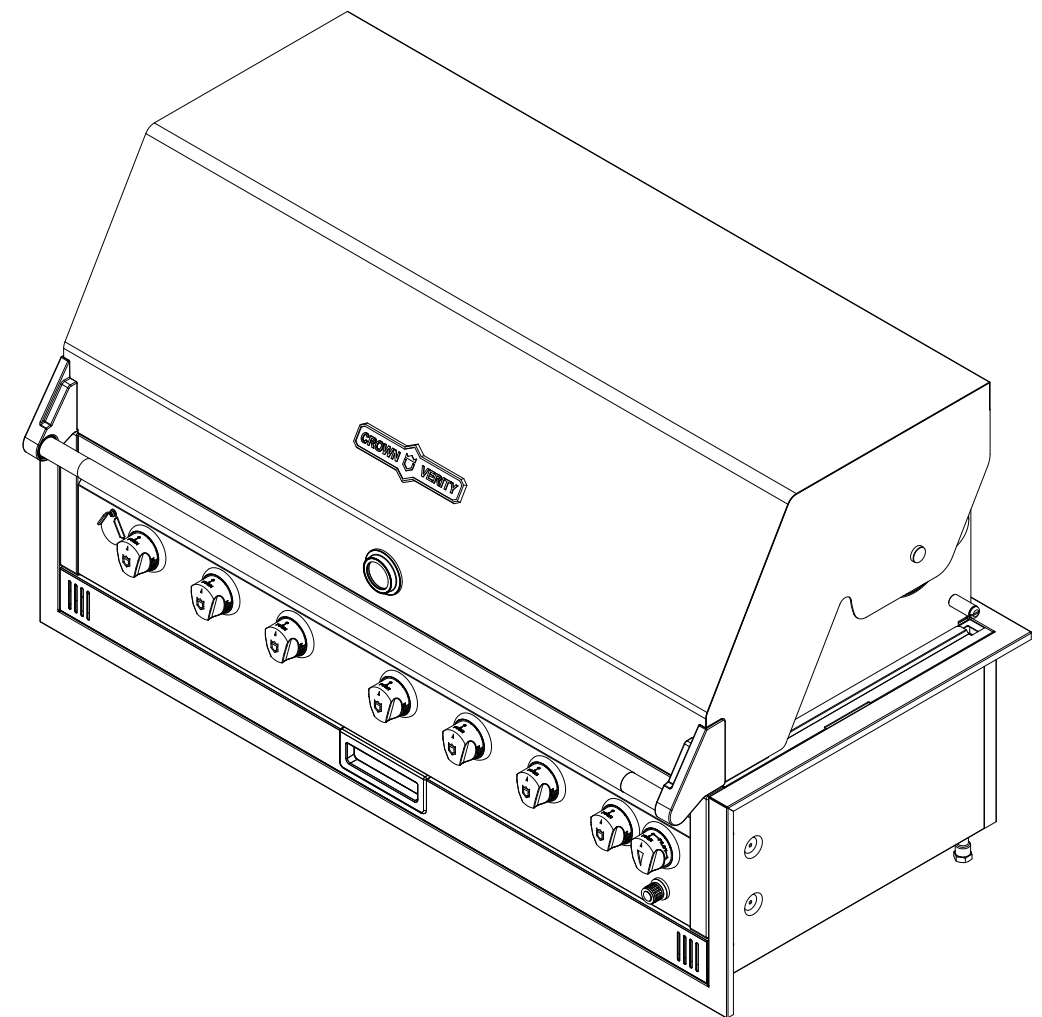


REVISION HISTORY			
REV	DESCRIPTION	DATE	APPROVED
-	Engineering Release	01/16/2020	Todd Stone



The dimensions shown are the actual physical dimensions of the grill. Additional clearances to cabinetry are dependent on the tolerances of the cut-out. The suggested cut-out dimensions are listed in the chart below but these dimensions can be reduced if the tolerances are controlled.

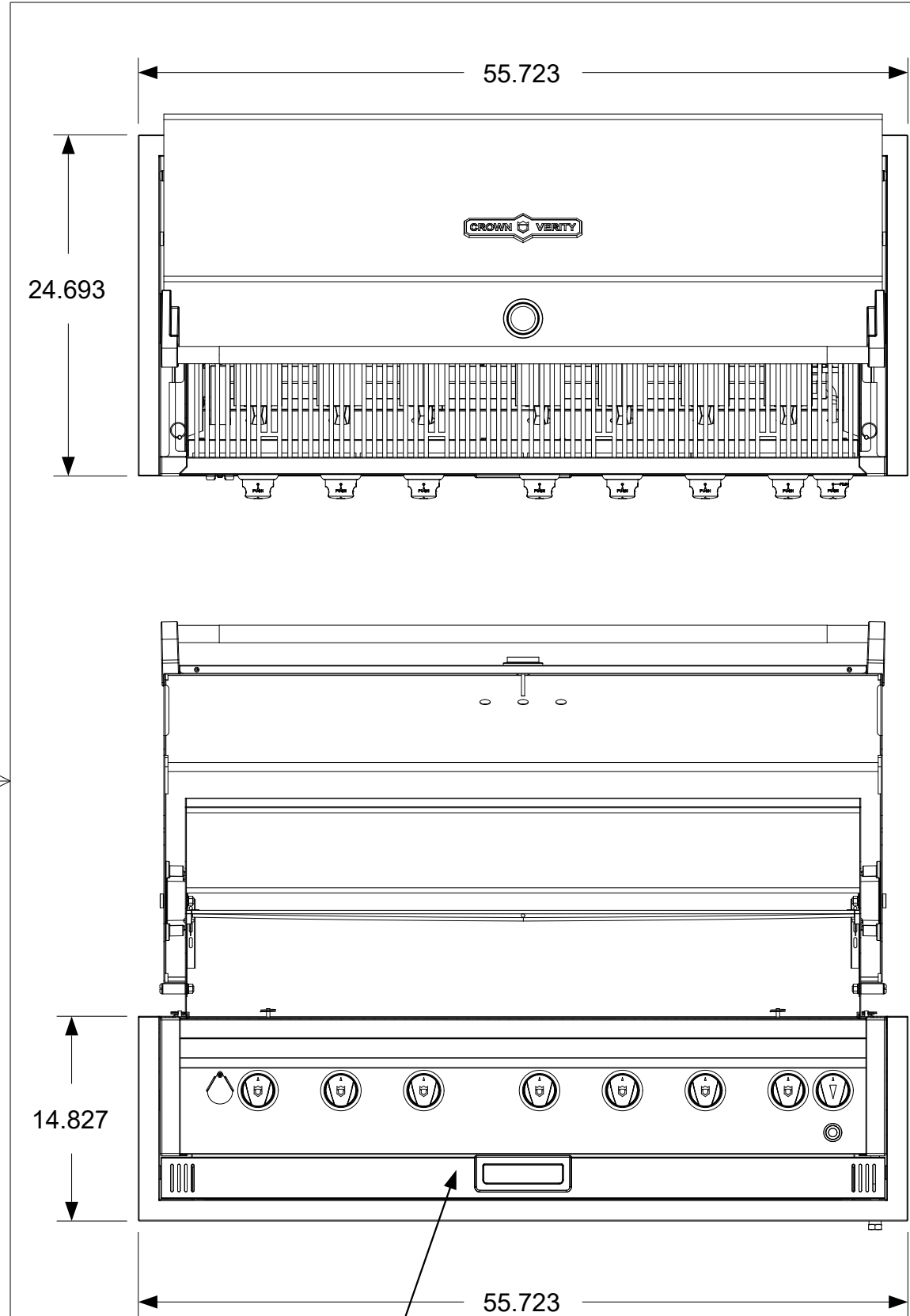
Please refer to the installation manual for additional clearances to combustibles.

Suggested Cut-out Dimensions		Dimensions are in inches Linear Tolerance: +/- .015 Bend Tolerance: +/- .020 Angular Tolerance: +/- 0.5 Radial Tolerance: +/- .005
Height	13.000	
Width	53.375	
Depth	23.000	
Material	SS 304	DRAWN BY: Todd Stone

CROWN VERITY

37 Adams Blvd., Brantford, Ontario, N3S 7V8
P: (519) 751-1800 www.crownverity.com

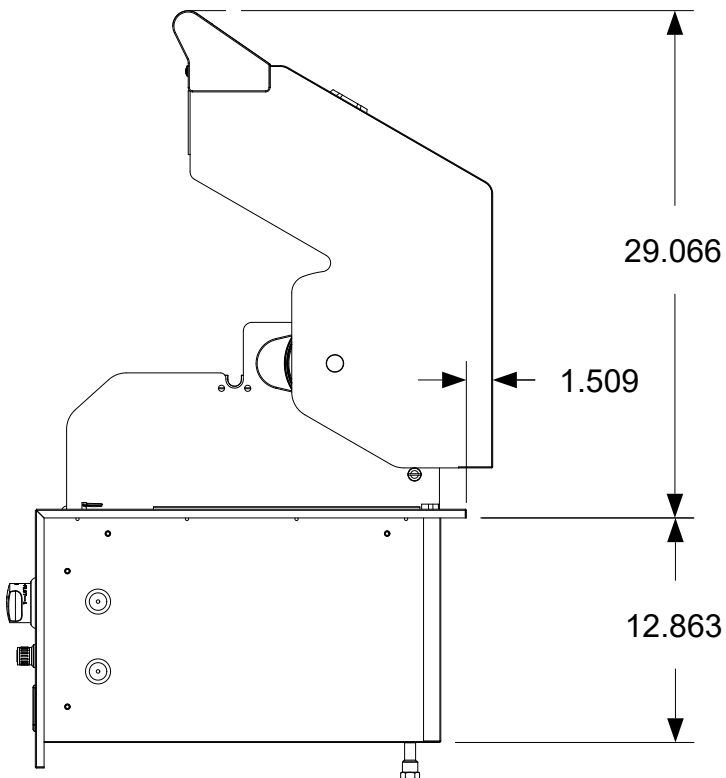
TITLE			
Infinite 48 Inch Single Dome Built-in Grill			
SIZE	Customer	DWG NO	REV
B	Crown Verity	IBI48(NG/LP)	-
SCALE	1:11	01/16/2020	SHEET 1 of 3



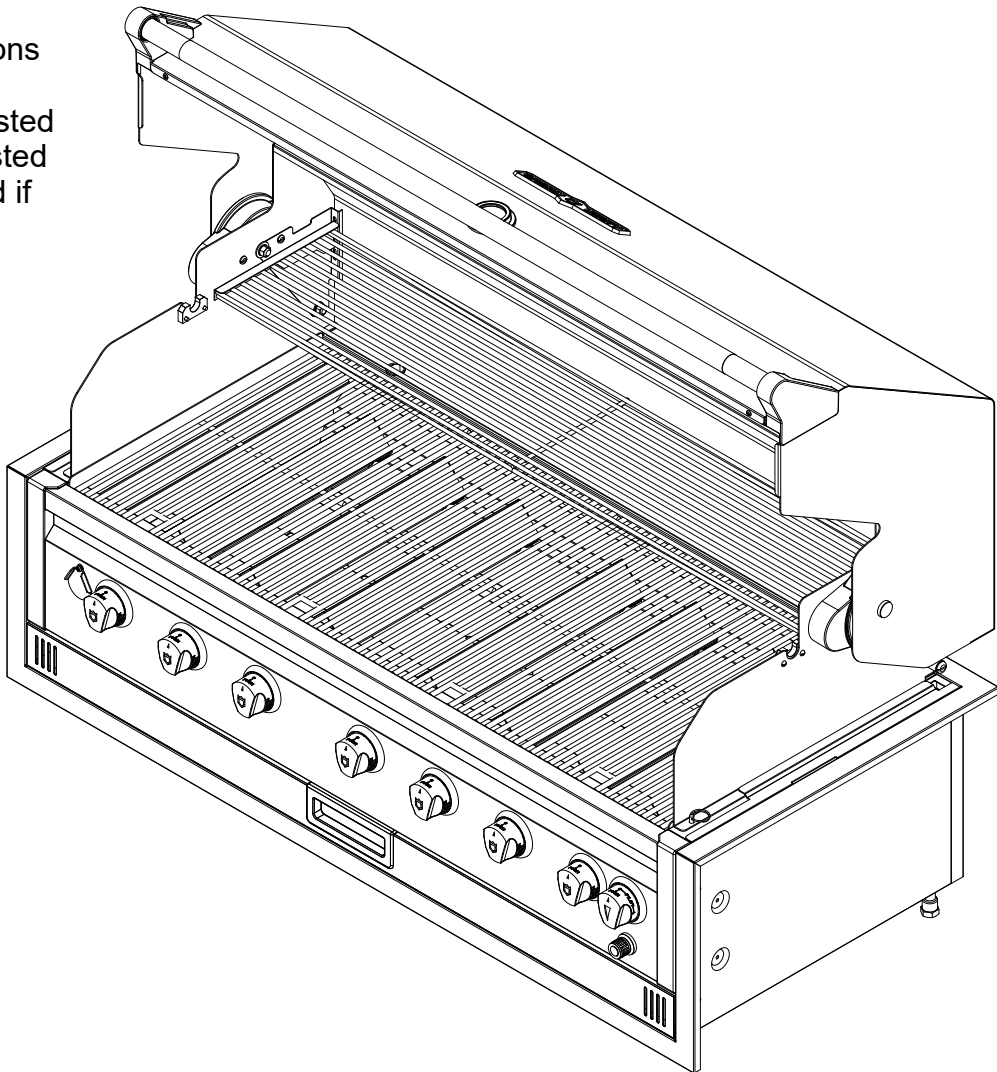
Removable Grease Tray

The dimensions shown are the actual physical dimensions of the grill. Additional clearances to cabinetry are dependent on the tolerances of the cut-out. The suggested cut-out dimensions for the insulated jacket option are listed in the chart below but these dimensions can be reduced if the tolerances are controlled.

Please refer to the installation manual for additional clearances to combustibles.



REVISION HISTORY			
REV	DESCRIPTION	DATE	APPROVED
-	Engineering Release	01/16/2020	Todd Stone



CROWN VERITY

37 Adams Blvd., Brantford, Ontario, N3S 7V8
P: (519) 751-1800 www.crownverity.com

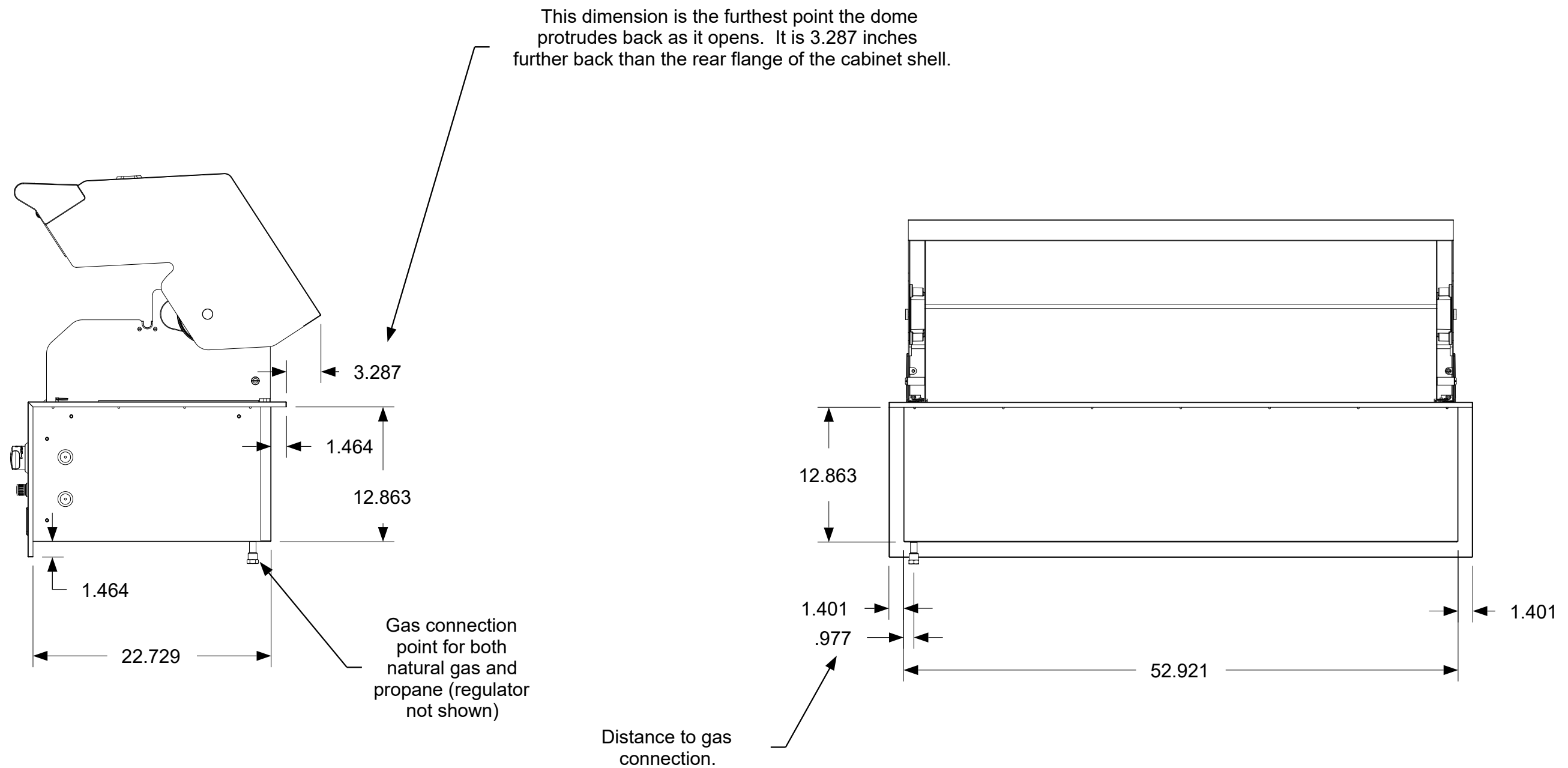
TITLE
Infinite 48 Inch Single Dome Built-in Grill

SIZE	Customer	DWG NO	REV
B	Crown Verity	IBI48(NG/LP)	-

Suggested Cut-out Dimensions		Dimensions are in inches Linear Tolerance: +/- .015 Bend Tolerance: +/- .020 Angular Tolerance: +/- 0.5 Radial Tolerance: +/- .005
Height	13.000	
Width	53.375	
Depth	23.000	
Material	SS 304	DRAWN BY: Todd Stone

SCALE	1:11	01/16/2020	SHEET	2 of 3
-------	------	------------	-------	--------

REVISION HISTORY			
REV	DESCRIPTION	DATE	APPROVED
-	Engineering Release	01/16/2020	Todd Stone



The dimensions shown are the actual physical dimensions of the grill. Additional clearances to cabinetry are dependent on the tolerances of the cut-out. The suggested cut-out dimensions are listed in the chart below but these dimensions can be reduced if the tolerances are controlled.

Please refer to the installation manual for additional clearances to combustibles.

Suggested Cut-out Dimensions		Dimensions are in inches Linear Tolerance: +/- .015 Bend Tolerance: +/- .020 Angular Tolerance: +/- 0.5 Radial Tolerance: +/- .005
Height	13.000	
Width	53.375	
Depth	23.000	
Material	SS 304	DRAWN BY: Todd Stone

CROWN VERITY
37 Adams Blvd., Brantford, Ontario, N3S 7V8
P: (519) 751-1800 www.crownverity.com

TITLE Infinite 48 Inch Single Dome Built-in Grill			
SIZE B	Customer Crown Verity	DWG NO IBI48(NG/LP)	REV -
SCALE 1:11	01/16/2020	SHEET	3 of 3