



PROJECT: \_\_\_\_\_

MODEL: \_\_\_\_\_ SERIAL#: \_\_\_\_\_

ITEM #: \_\_\_\_\_ QUANTITY: \_\_\_\_\_

APPROVAL: \_\_\_\_\_ DATE: \_\_\_\_\_

# Undercounter Ice Machines

## Air Cooled, Full Cube

### MODELS #194UC120A

Always have plenty of ice on demand in bars, restaurants, or concession stands.

### FEATURES

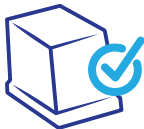
- Durable stainless steel exterior
- Digital controller notifies user of any issues, stage of production, cleaning cycle, and adjusts ice thickness
- Air filter is easily removable for cleaning
- Includes mounting holes for OceanLoch water filters
- Includes adjustable legs for leveling your ice machine
- Includes ice scoop

### ICE STYLE

This unit produces full cube size ice.



**Half Cube**  
3/8" x 7/8" x 7/8"




**Full Cube**  
7/8" x 7/8" x 7/8"

### 24 HOUR ICE PRODUCTION

70°F air/50°F water	129 lb.
90°F air/70°F water	95 lb.

### OPTIONS & ACCESSORIES

**790OCLOKITM**  
C Pure, Oceanloch-M Water Filtration System, 1 Micron Rating and 1.67 GPM



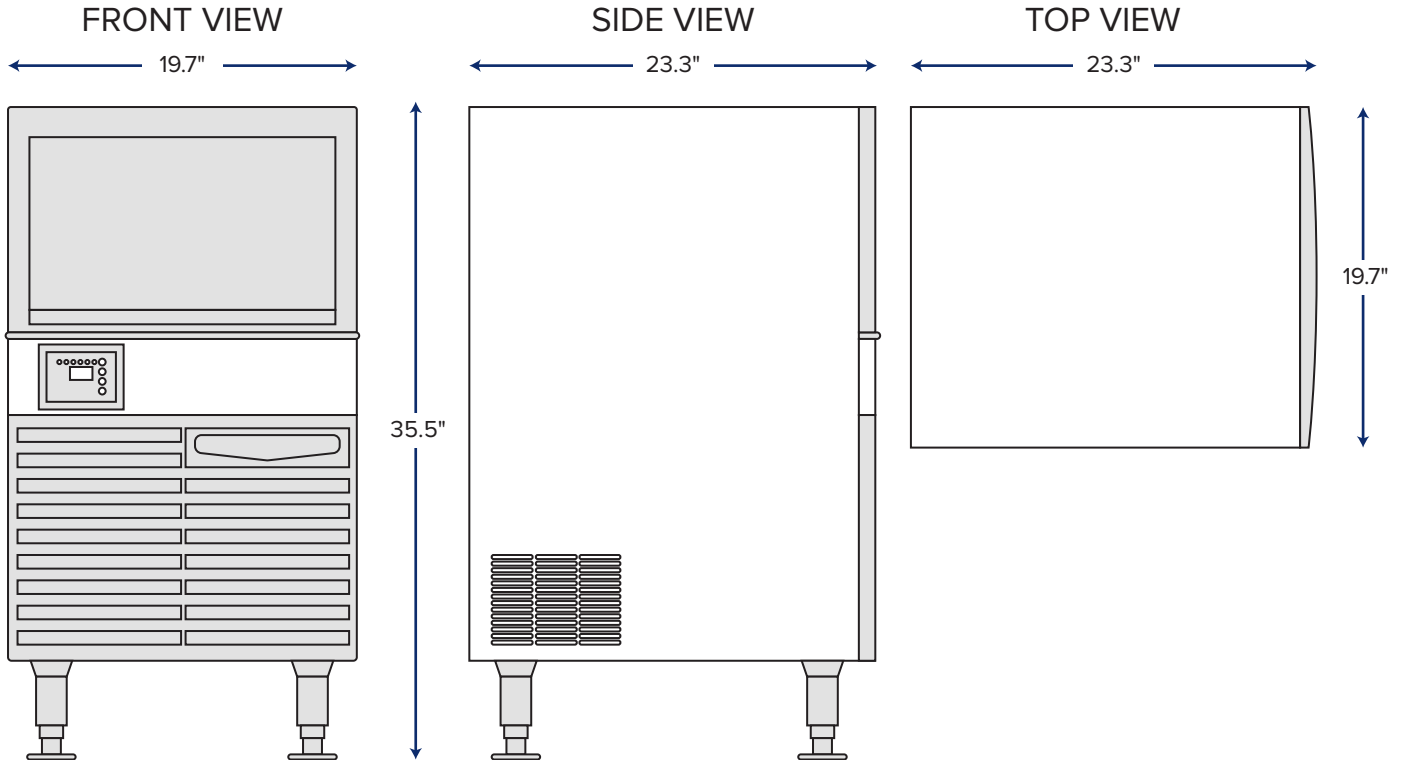

### WARRANTY

RESIDENTIAL: Avantco assumes no liability for parts or labor coverage for component failure, factory defect or any other damages for units installed in non-commercial foodservice or residential applications.



★ Conforms to UL & NSF-7 Standards

### PLAN VIEW



### TECHNICAL DATA

#### Installation Requirements

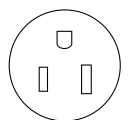
Ambient Temperature Range	40° to 90°F
Water Temperature Range	40° to 90°F
Water Pressure Range	18.75 psi min; 80 psi max
Potable Water Usage	22.8 gal/100 lbs. ice

#### Dimensions

Unit Dimensions	19.7"W x 23.3"D x 35.5"H
Net Weight	100 lb.
Gross Weight	111 lb.
Packaging Dimensions	22.9"W x 26.4"D x 32.9"H

#### Electrical

Voltage	115
Amps	5
Hz	60
Phase	1
Plug Type	NEMA 5-15P
BTU/hr	1522
Power kWh/100 lbs. Ice	8.7
Max Fuse Size or HACR Breaker	15
Refrigerant	R290



NEMA 5-15P