



PROJECT: _____

MODEL: _____ SERIAL#: _____

ITEM #: _____ QUANTITY: _____

APPROVAL: _____ DATE: _____

Modular Ice Machines

Air Cooled, Full Cube

MODELS #194MCF530A

Always have plenty of ice on demand in bars, restaurants, or concession stands.

FEATURES

- Durable 304 stainless steel exterior
- Digital controller notifies user of any issues, stage of production, cleaning cycle, and adjusts bridge thickness of ice
- Air filter is easily removable for cleaning
- Includes mounting bracket for OceanLoch water filters

ICE STYLE

This unit produces full cube size ice.



Half Cube
3/8" x 7/8" x 7/8"



Full Cube
7/8" x 7/8" x 7/8"




24 HOUR ICE PRODUCTION


70°F air/50°F water	497 lb.
90°F air/70°F water	460 lb.

OPTIONS & ACCESSORIES

7900CLOKITM
C Pure, Oceanloch-M Water Filtration System, 1 Micron Rating and 1.67 GPM



194BIN27530
Avantco Ice, Ice Storage Bin, 375 lb.




WARRANTY

RESIDENTIAL: Avantco assumes no liability for parts or labor coverage for component failure, factory defect or any other damages for units installed in non-commercial foodservice or residential applications.



Parts & Labor

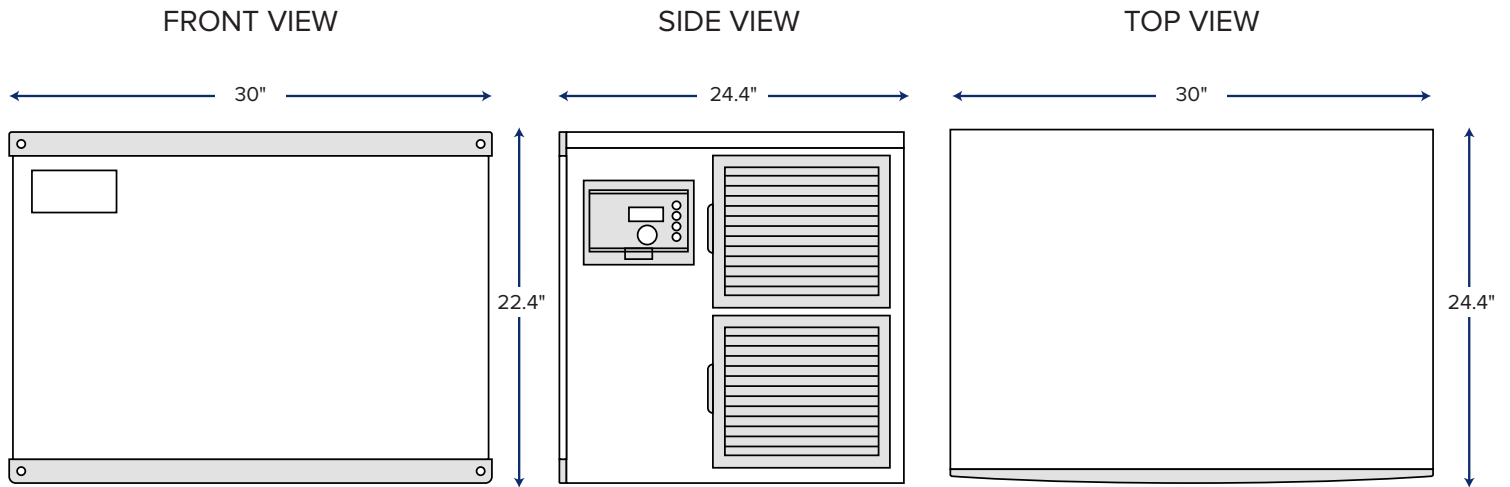


Compressor



★ Conforms to UL & NSF-7 Standards

PLAN VIEW



TECHNICAL DATA

Installation Requirements

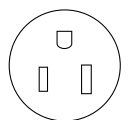
Ambient Temperature Range	40° to 90°F
Water Temperature Range	40° to 90°F
Water Pressure Range	18.75 psi min; 80 psi max
Potable Water Usage	13.6 gal/100 lbs. ice

Dimensions

Unit Dimensions	30"W x 24.4"D x 22.4"H
Net Weight	144 lb.
Gross Weight	155 lb.
Packaging Dimensions	33.3"W x 29.6"D x 24.5"H

Electrical

Voltage	115
Amps	13.5
Hz	60
Phase	1
Plug Type	NEMA 5-15P
BTU/hr	3798
Power kWh/100 lbs. Ice	4.7
Refrigeration Type	R290



NEMA 5-15P