



BEVERAGE-AIR®

Project: _____
Item: _____
Location: _____
Approved: _____

AIA#

SIS#

SCHOOL MILK FORCED AIR COOLER

STF58HC Dual Access Cooler
Hydrocarbon Series

MODEL:

STF58HC-1-W-02

STF58HC DUAL ACCESS, FORCED AIR: SCHOOL MILK SERIES



7 Year Parts/Labor Warranty
7 Year Compressor Warranty

CABINET CONSTRUCTION

- White coated steel exterior
- Stainless steel interior
- Stainless steel lids, hinged doors and door latches
- Dual sided access
- Full electronic control
- Heavy-duty epoxy coated steel wire floor racks standard
- Floor drain is centrally located for easy cleaning and connecting to drain hose with hose adapter
- Flexible compression door gaskets, ensures a tight seal
- Self-latching doors/lids with safety bumpers
- Exterior thermometer
- Cylinder locks
- 5" Heavy-duty plate casters (2 with locks)
- Balanced, forced-air refrigeration system provides rapid chilling of product

OPTIONS & ACCESSORIES

- Corner bumpers
- Cafeteria tray slides
- Graphics

REFRIGERATION SYSTEM

- Uses environmentally friendly, energy efficient R290 refrigerant, and meets all regulatory requirements for CARB, SNAP, DOE & more
- Maintains product temperature between 36°F- 40°F



Please verify qualifying units by visiting:
www.energystar.gov/cfs



3779 Champion Blvd., Winston-Salem, NC 27105
1-888-845-9800 Fax: 1-336-245-6453
Beverage-Air.com Sales@bevair.com



BEVERAGE-AIR®

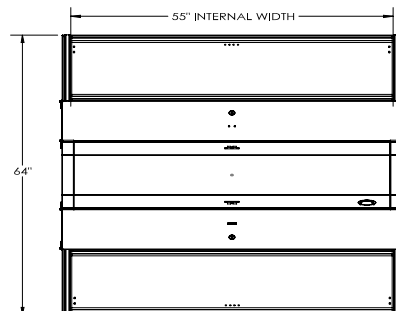
School Milk Cooler - Dual Access Model: STF58HC-1-W-02

MODEL	STF58HC-1-W-02
EXTERNAL DIMENSIONAL DATA	
Width Overall	58"
Depth Overall	34"
Height Overall with Casters	47 3/4"
Number of Lids/Doors	Dual Access
Both Lids Extended	64"
INTERNAL DIMENSIONAL DATA	
NET Capacity (cubic ft.)	24.3
Internal Width Overall (in)	55"
Internal Depth Overall (in)	30"
Internal Height Overall (in)	24 5/8"
CASE CAPACITY	
13" X 13" X 11"	16
19" X 13" X 11"	10
ELECTRICAL DATA	
Full Load Amperes	2.46
REFRIGERATION DATA	
Horsepower	1/4
Capacity (BTU/Hr)	1851
Heat Rejection (BTU/Hr)	2776.5
Charge (lbs/grams/ounces)	0.1562 / 70 / 2.5
SHIPPING DATA	
Gross Weight - Crated	496 lbs
Height - Crated	54"
Width - Crated	63"
Depth - Crated	38"

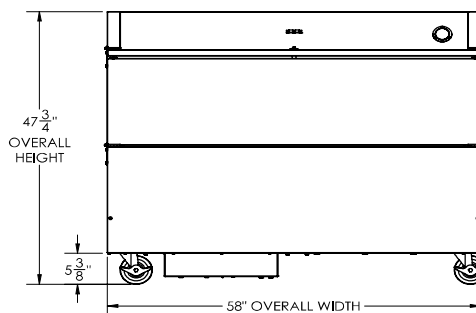
We reserve the right to change specifications and product design without notice. Such revisions do not entitle the buyer to corresponding changes, improvements, additions or replacements for previously purchased equipment. Dimensional tolerances +/- 1/4". Metric dimensions (MM).

Model Views

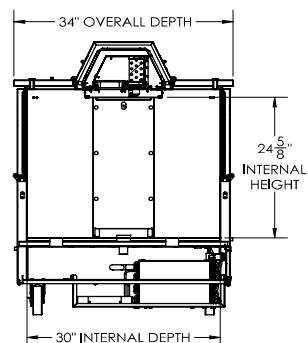
Required Clearance: 4 3/8" bottom



PLAN VIEW



ELEVATION VIEW



SIDE VIEW



ELECTRICAL CONNECTION



115/60/1
NEMA 5-15P

Unit pre-wired at factory and include 8' long cord and plug set.

3779 Champion Blvd., Winston-Salem, NC 27105 1-888-845-9800 Fax: 1-336-245-6453 Beverage-Air.com Sales@bevair.com

