



BEVERAGE-AIR

3779 Champion Blvd., Winston-Salem, NC 27105
1-888-845-9800 Fax# 1-336-245-6453
<http://www.Beverage-Air.com>

Commercial Refrigeration Equipment General Specification

18 Month Parts/Labor Warranty—5 Year Compressor

CABINET CONSTRUCTION

- Exterior—Stainless steel exterior front with glass door(s) and gray painted sides standard (Additional exterior finish options available—see right).
- Interior—Aluminum interior with coved corners standard.
- Insulation—2" foamed-in-place CFC and HCFC-free polyurethane insulation.

ELECTRONIC CONTROL

- Electronic thermostat provides a digital display of cabinet temperatures, which includes status indicators and key pad for any necessary temperature adjustments.

REFRIGERATION SYSTEM

- Top mount balanced refrigeration system with evaporator positioned out of the food zone to maximize capacity.
- Automatic evaporation system for energy efficiency.
- Unique down draft airflow system ensures uniform distribution of airflow throughout the entire cabinet to ensure even product temperatures; maintains product temperatures between 36 - 38°F.
- Factory engineered, self-contained refrigeration system uses environmentally friendly (CFC and HCFC-free) R134A refrigerant.

DOORS

- Choose from glass door or half-glass door configuration.
- Energy efficient, "Low-E", double pane thermal glass.
- Anti-microbial door handles are standard.
- Field reversible doors and cam lift hinges standard. Positive seal self-closing door(s) with 120° stay open feature.
- Plug-in magnetic door gaskets of one piece construction, removable without tools for ease of cleaning.

SHELVING

- Three (3) heavy duty epoxy coated wire shelves per section standard. Four (4) shelf clips included per shelf (field installed).
- Shelves are adjustable in 1/2" increments. Four (4) interior pan slide kits available for field installation (see catalog).

MODEL FEATURES

- Vertical fluorescent interior lighting.
- 6" heavy-duty casters included, two with brakes. HRPS Spec Series standard with 6" legs.
- Cord and plug pre-wired – 115/60/1 phase.
- Epoxy coated evaporator to eliminate the potential of corrosion.
- ENERGY STAR® Qualified - See applicable model list at right.
- UL-EPH and CUL for open food product.
- Certified to 100°F ambient

Item No. _____
Quantity _____

TOP MOUNTED REACH-IN REFRIGERATORS HORIZON SERIES GLASS AND HALF-GLASS DOORS

MODELS:
HR
HRP
HRS
HRPS

1 Great Design, 4 Finish Options:

- **HR Standard Series:** S/S front, gray painted sides, aluminum interior
- **HRP Series:** S/S front, S/S sides, aluminum interior
- **HRS Series:** S/S front, gray painted sides, s/s interior
- **HRPS Spec Series:** Complete S/S exterior and interior



HR1/HRP1/
HRPS1-1HG



HR2/HRP2/
HRS2/HRPS2-1HG



HR3/HRP3/
HRS3/HRPS3-1G

ENERGY STAR® Qualified Models:

Glass Door Refrigerators: HR1-1G, HR1W-1G, HR2-1G, HR3-1G, HRS1-1G, HRS1W-1G, HRS2-1G, HRS3-1G, HRP1-1G, HRP1W-1G, HRP2-1G, HRP3-1G, HRPS1-1G, HRPS1W-1G, HRPS2-1G, HRPS3-1G



Half-Glass Door Refrigerators: HR2-1HG, HRS2-1HG, HRP2-1HG, HRPS2-1HG

Available From:



*Note: Not all markings may apply to all model variations.

Model Specified _____

Store# _____

Location _____

Quantity _____



BEVERAGE-AIR

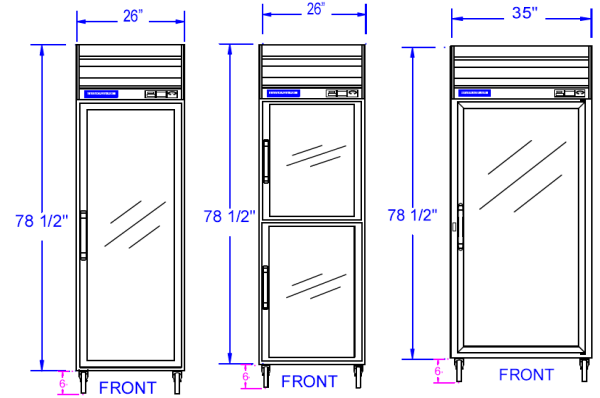
Top Mount, Horizon Series Refrigerators

Models: HR, HRP, HRS, HRPS

(-G) Glass Door Models, (-HG) Half-Glass Door Models

DOOR TYPE	HR STANDARD S/S Front, Gray Painted Sides, Aluminum Interior	HRP S/S Front, S/S Sides, Aluminum Interior	HRS S/S Front, Gray Painted Sides, S/S Interior	HRPS Complete Stainless Exterior and Interior	DOORS & SHELVES
GLASS (-G)	HR1-1G	HRP1-1G	HRS1-1G	HRPS1-1G	1 Door & 3 Shelves
	HR1W-1G	HRP1W-1G	HRS1W-1G	HRPS1W-1G	1 Door & 3 Shelves
	HR2-1G	HRP2-1G	HRS2-1G	HRPS2-1G	2 Doors & 6 Shelves
	HR3-1G	HRP3-1G	HRS3-1G	HRPS3-1G	3 Doors & 9 Shelves
HALF-GLASS (-HG)	HR1-1HG	HRP1-1HG	HRS1-1HG	HRPS1-1HG	2 Doors & 3 Shelves
	HR2-1HG	HRP2-1HG	HRS2-1HG	HRPS2-1HG	4 Doors & 6 Shelves
	HR3-1HG	HRP3-1HG	HRS3-1HG	HRPS3-1HG	6 Doors & 9 Shelves

PLAN VIEWS



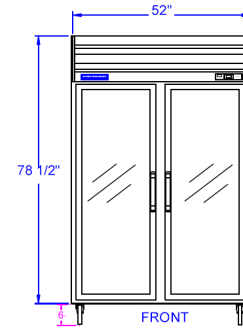
HR1/HRP1/
HRS1/HRPS1-1G

HR1/HRP1/
HRS1/HRPS1-1HG

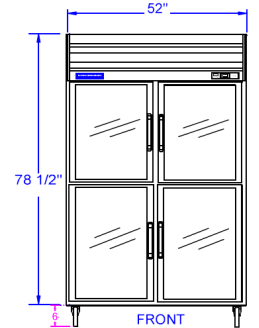
HR1W/HRP1W/
HRS1W/HRPS1W-1G

COMMON FEATURES

MODEL	HR1/HRP1/ HRS1/HRPS1 1 Section <i>Glass/Half Glass</i>	HR1W/HRP1W/ HRS1W/HRPS1W 1 Section <i>Glass</i>	HR2/HRP2/ HRS2/HRPS2 2 Section <i>Glass/Half Glass</i>	HR3/HRP3/ HRS3/HRPS3 3 Section <i>Glass/Half Glass</i>
EXTERNAL DIMENSIONAL DATA				
Length Overall (inches) / (mm)	26" / 660	35" / 889	52" / 1321	78" / 1981
Depth Overall (inches) / (mm) <i>Add 1 3/4" for handle</i>	32" / 813	32" / 813	32" / 813	32" / 813
Height Overall—(inches) / (mm)* <i>Add 6" for legs or casters</i>	78 1/2" / 1994	78 1/2" / 1994	78 1/2" / 1994	78 1/2" / 1994
Depth with Door Open 90 °	54"	54"	54"	54"
INTERNAL DIMENSIONAL DATA				
NET Capacity (cubic ft.) / (Liters)	24 / 680	34 / 963	49 / 1388	74 / 2096
Internal Length Overall (inches) / (mm)	22" / 559	31" / 787	48" / 1219	73 1/2" / 1867
Internal Depth Overall (inches) / (mm)	28" / 711	28" / 711	28" / 711	28" / 711
Height Overall—(inches) / (mm)	60" / 1524	60" / 1524	60" / 1524	60" / 1524
ELECTRICAL DATA				
Full Load Amperes 115/60/1	5.8	5.8	8.4	10.0
REFRIGERATION DATA				
Horsepower	1/3	1/3	1/3	1/2
WEIGHT DATA				
Gross Weight (Crated lbs)	429	429	571	791
Gross Weight (Crated kg)	196	196	259	359



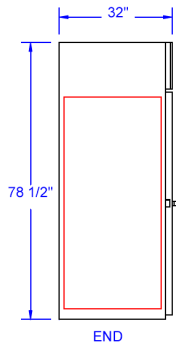
HR2/HRP2/
HRS2/HRPS2-1G



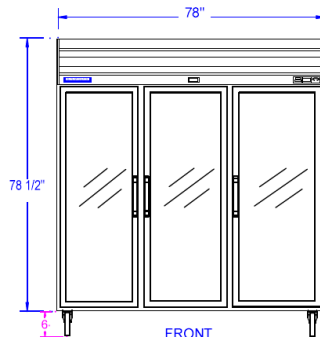
HR2/HRP2/
HRS2/HRPS2-1HG

For total depth add 1 3/4" for handle. For total height add 3" (casters only) or 6" (casters/legs.)

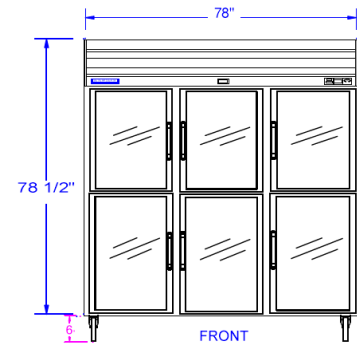
*Note: Some refrigeration components may protrude beyond cabinet height by up to 1 1/2" - in some models.



COMMON END



HR3/HRP3/
HRS3/HRPS3-1G



HR3/HRP3/
HRS3/HRPS3-1HG

BEVERAGE-AIR® CORPORATION

3779 Champion Blvd. • Winston-Salem, NC 27105 USA • (336) 245-6400 • Fax (336) 245-6453 • (888) 845-9800 • www.beverage-air.com

Specifications are subject to change without prior notice. 07/12