



BEVERAGE-AIR

Project: _____	AIA#
Item: _____	
Location: _____	SIS#
Approved: _____	

GF BAR EQUIPMENT

GF24L Glass and Plate Froster

MODEL:
GF24L-B
GF24L-S



GF24L-B



GF24L-S

3 Year Parts/Labor Warranty
Additional 2 Year Compressor Warranty

CABINET CONSTRUCTION

- Exterior is available in wear resistant vinyl on steel in black Finish or stainless steel finish
- Standard interior construction utilizes galvanized steel
- Top includes easy glide, stainless steel lids and stainless steel counter top with edge
- Full electronic control
- Two (2) shelves and bottom rack standard
- Two (2) shelf ledges standard with three (3) mounting points
- Chills glasses and plates at -10°F
- Flexibility in design provides for plate storage and chilling
- Automatic defrost of coil is standard
- Built-in condensate evaporator system
- No floor drain or additional plumbing is needed

REFRIGERATION SYSTEM

- Refrigeration system uses R404A refrigerant to comply with all environmental concerns
- Balanced, forced-air, refrigeration system provides rapid chilling of product
- Automatic, non-electric evaporator
- Epoxy coated evaporator coil

OPTIONS & ACCESSORIES

- Stainless steel interior
- Locks
- 3" - 6" Casters
- 6" Adjustable legs with plate
- Horizontal mount thermometer
- Dial thermometer
- Remote option

GF24L Bar Equipment: Glass and Plate Froster Series



3779 Champion Blvd., Winston-Salem, NC 27105
 1-888-845-9800 Fax: 1-336-245-6453
 Beverage-Air.com sales@bevair.com



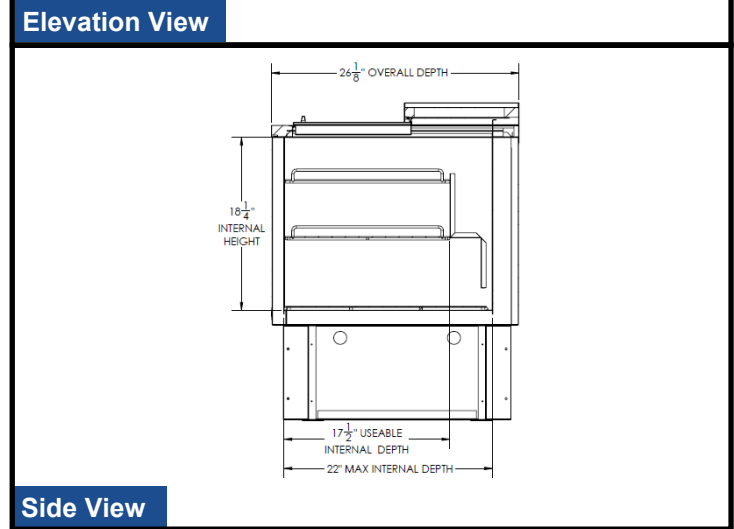
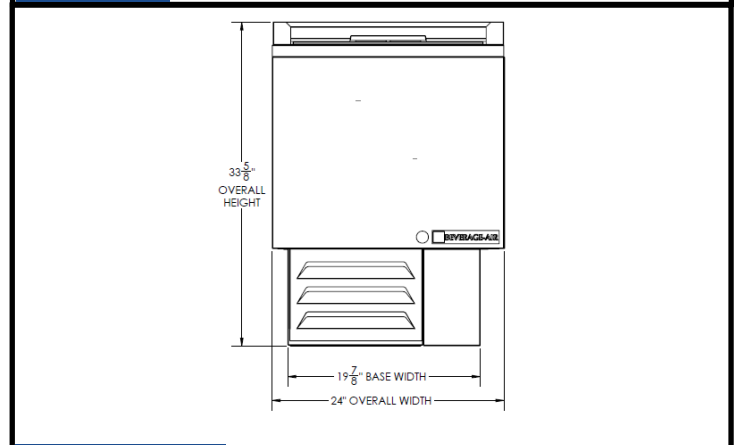
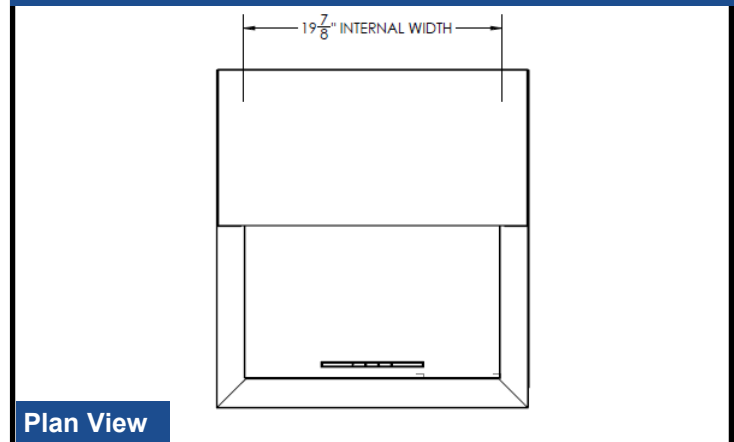
BEVERAGE-AIR

Bar Equipment - Glass Frosters

Models: GF24L-B, GF24L-S

MODEL	GF24L-B	GF24L-S
EXTERNAL DIMENSIONAL DATA		
Width Overall	24"	24"
Depth Overall	26 1/8"	26 1/8"
Height Overall	33 5/8"	33 5/8"
INTERNAL DIMENSIONAL DATA		
NET Capacity (cubic ft.)	3.4	3.4
Internal Width Overall (in)	19 7/8"	19 7/8"
Internal Depth Overall (in)	22"	22"
Internal Depth Useable (in)	17 1/2"	17 1/2"
Internal Height Overall (in)	18 1/4"	18 1/4"
Number of Dividers	2	2
Number of 12 oz. Mugs	76	76
Number of 8" Plates	100	100
ELECTRICAL DATA		
Full Load Amperes 115/60/1	7.0	7.0
REFRIGERATION DATA		
Horsepower	1/2	1/2
WEIGHT DATA		
Gross Weight (Crated lbs)	186 lbs	186 lbs
Height - Crated	39"	39"
Width - Crated	27"	27"
Depth - Crated	29"	29"

Model Views



ELECTRICAL CONNECTION



115/60/1
NEMA-5-15P

Units pre-wired at factory and include 8' long cord and plug set.



an Ali Group Company



The Spirit of Excellence

3779 Champion Blvd., Winston-Salem, NC 27105
1-888-845-9800 Fax: 1-336-245-6453
Beverage-Air.com sales@bevair.com