



SSWT Series

ADA Worktop Refrigerator

MODELS #178SSWT60RA

CABINET CONSTRUCTION

Heavy duty construction includes a 304 type stainless steel interior and a 430 type stainless steel exterior, resulting in strength, durability, and an attractive, sleek appearance.

Countertop features built-in 3½" backsplash for wall protection and easy cleaning. Working height of 33⅝" sits flush to most counters.

Foamed-in-place CFC- and HCFC-free polyurethane insulation enhances the structural strength of the cabinet and helps increase energy efficiency.

One-piece rear grill is easily removed for cleaning and servicing.

2 doors feature easy-to-use full-length stainless steel handles for quick interior access. Doors stay open past 90° for easy loading, but will self-close under 90° to save energy.

REFRIGERATION SYSTEM

Environmentally safe R290 refrigerant. Rear-mounted condensing unit positioned for easy maintenance.

SHELVING

2 white epoxy-coated steel shelves included. Each accommodate up to 90 lb.

MODEL FEATURES

Copper evaporator coil eliminates the potential of corrosion.

Interior wall-mounted thermometer for easy temperature monitoring.

Preprogrammed digital controller features auto-defrost function.

PROJECT: _____

MODEL: _____ SERIAL#: _____

ITEM #: _____ QUANTITY: _____

APPROVAL: _____ DATE: _____

SSWT SERIES - WORKTOP REFRIGERATOR

Increase cold food prep storage in your kitchen

SPECIAL FEATURES

- ADA working height
- Strong and sleek 430 type stainless steel exterior and 304 stainless steel interior for maximum corrosion resistance
- Foamed-in-place polyurethane insulation helps maintains food safe temperatures of 33°- 40° F
- 3½" single piece backsplash built into top
- Easy-to-read digital temperature controller with auto defrost function
- Full-length stainless steel door handle for increased accessibility
- Two epoxy-coated steel shelf accommodates up to 90 lb. each
- Eco-friendly R290 hydrocarbon refrigerant
- 115V, 1/5 hp




WARRANTY

RESIDENTIAL: Avantco assumes no liability for parts or labor coverage for component failure, factory defect or any other damages for units installed in non-commercial foodservice or residential applications.



★ Conforms to UL & NSF-7 Standards



TECHNICAL DATA

Dimensions

Exterior Dimensions	60¼"W x 29½"D x 38¾"H
Interior Dimensions	55⅝"W x 22⅞"D x 23½"H
Working Height	35¼"
Net Volume	14.2 cu. ft.
Net Weight	254 lb.
Gross Weight	323 lb.
Packaging Dimensions	63"W x 32¼"D x 40¼"H

Cooling

Temperature Range	33°F - 40°F
Refrigerant	R290
Max. Ambient Temperature	100°F
Defrosting	Automatic
Temperature Controller	Digital
Horsepower	1/5

Construction

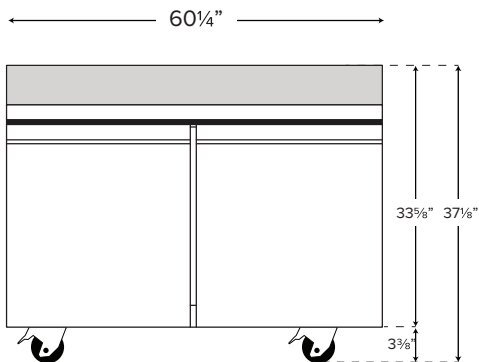
Exterior Material	Type 430 Stainless Steel
Interior Material	Type 304 Stainless Steel
Insulation Material	Foamed-in -place polyurethane
Shelf Size	(2) 26¾"x17"
Shelf Material	Epoxy-coated steel
Shelf Load Capacity	90 lb.

Electrical

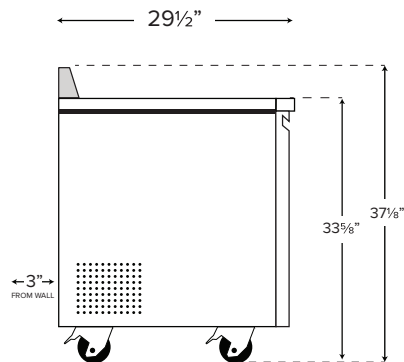
Voltage	115
Amps	2.9
Hz	60
Phase	1
Plug Type	NEMA 5-15P
Electrical Cord Length	84"

PLAN VIEW

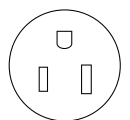
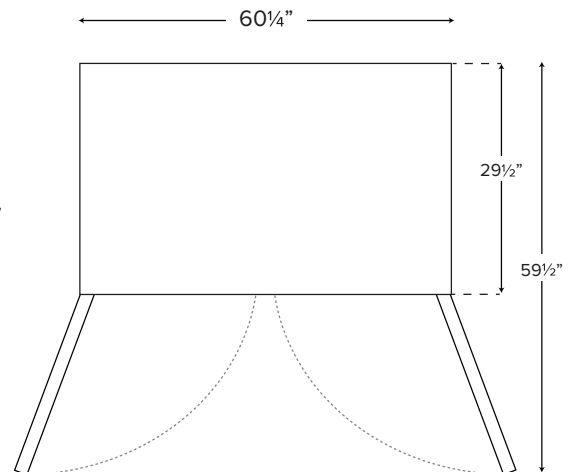
FRONT VIEW



SIDE VIEW



TOP VIEW



NEMA 5-15P