



# A Series

## Solid Door Reach-In Refrigerators & Freezers

MODEL #178A35RHC

### CABINET CONSTRUCTION

Cabinet construction includes white painted aluminum interior and 430 stainless steel exterior.

Foamed-in-place CFC- and HCFC-free polyurethane insulation helps provide structural rigidity and maintain internal temperatures.

Removable one-piece grill for cleaning and servicing.

Door has stay-open feature beyond 90° for easy loading, but will self-close under 90° to save energy.

### REFRIGERATION SYSTEM

Environmentally-safe R290 refrigerant. Bottom-mounted condensing unit positioned for easy maintenance.

Bottom-mounted condensing unit positioned for easy maintenance.

### SHELVING

6 gray epoxy-coated steel shelves included.

Each accommodates up to 90 lb.

### MODEL FEATURES

Preprogrammed digital controls feature auto-defrost function.

"No stoop" lower shelf raises product to a higher level for easy access.

PROJECT: \_\_\_\_\_

MODEL: \_\_\_\_\_ SERIAL#: \_\_\_\_\_

ITEM #: \_\_\_\_\_ QUANTITY: \_\_\_\_\_

APPROVAL: \_\_\_\_\_ DATE: \_\_\_\_\_

### A SERIES REACH-IN REFRIGERATOR

Keep ingredients within a safe temperature range in a sleek, durable, and easy-to-clean environment

### SPECIAL FEATURES

- Easy-to-clean 430 series stainless steel exterior
- Painted aluminum interior
- Self-closing door with convenient stay-open feature
- Temperature range of 33-40°F
- 6 shelves included
- Environmentally-safe R290 refrigerant
- Digital temperature controller with automatic defrost function
- 115V; 1/4 HP
- ETL Safety & Sanitation Listed



### WARRANTY

RESIDENTIAL: Avantco assumes no liability for parts or labor coverage for component failure, factory defect or any other damages for units installed in non-commercial foodservice or residential applications.





Intertek



Intertek

★ Conforms to UL & NSF-7 Standards



### TECHNICAL DATA

#### Dimensions

Exterior Dimensions	39½"W x 29½"D x 82½"H
Interior Dimensions	35"W x 24¾"D x 59½"H
Net Volume	27.6 cu. ft.
Net Weight	265 lb.
Gross Weight	309 lb.
Packaging Dimensions	42"W x 31⅞"D x 84⅝"H

#### Construction

Exterior Material	430 Stainless Steel
Interior Material	Painted Aluminum
Insulation Material	Foamed-In-Place Polyurethane
Shelf Size	(6) 16⅝"W x 21¼"D
Shelf Material	Epoxy-Coated Steel
Shelf Load Capacity	90 lb.

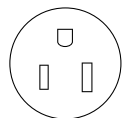
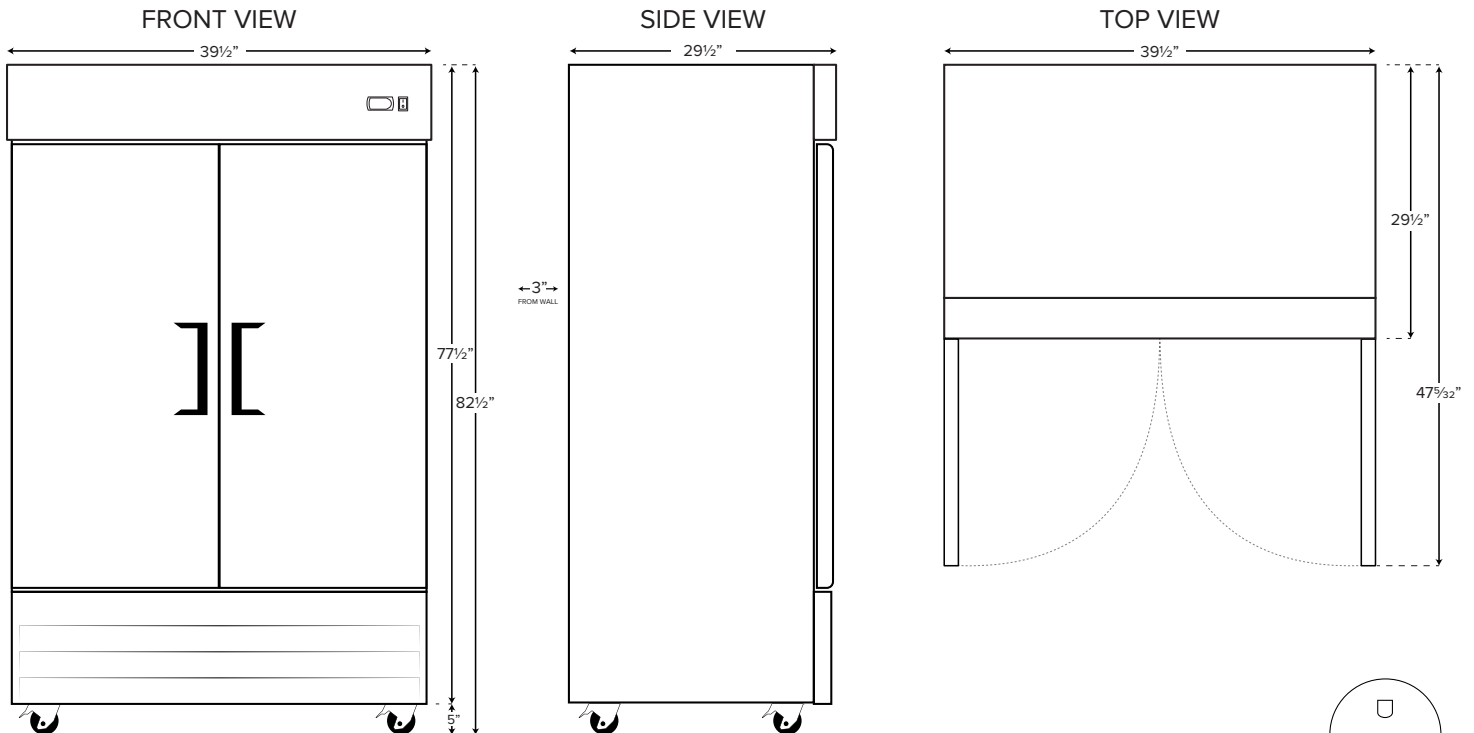
#### Cooling

Temperature Range	33°F - 40°F
Refrigerant	R290
Max. Ambient Temperature	100°F
Defrosting	Automatic
Temperature Controller	Digital
Horsepower	1/4

#### Electrical

Voltage	115
Amps	4.3
Hz	60
Phase	1
Plug Type	NEMA 5-15P
Electrical Cord Length	96"

### PLAN VIEW



NEMA 5-15P