

Lunch-Time™ Meal Transport Cart

Stainless Steel - Open Top For Coolers, Thermal Bags

Model 159518

Versatile Multi-Use Transport For Meals, Supplies, And More

- All-stainless steel welded construction for durability and easier sanitation
- Easily adaptable to stay relevant and up to date with serving requirements and decor changes
- Dual double-sided slanted overshelves provide greater capacity and easy access
- Stainless steel top with openings provides easy access to interior coolers and thermal containers
- Raised interior shelf holds coolers and thermal containers at convenient access height
- Underside of interior shelf has slides to hold three standard 12" x 20" bus tubs (not included)
- Available in a wide variety of standard and custom finishes
- Maneuvers easily on 4 each 6" non-marking casters - 2 each rigid and 2 each swivel with brakes
- Quick shipping lead times; as little as 8 days



Model 159518
(Coolers, tubs and thermal bags shown are not included.)



Specifications

Provide Lakeside Model 159518, to be constructed of heavy-duty all-welded stainless steel. Counter top to be 18-gauge stainless steel with two large openings for access to stored bulk containers below. Cabinet base to have 18-gauge stainless steel front/end panels with laminate applied to exterior, black plastic corner trim, and push handle. Interior shelf is 18-gauge stainless steel, positioned 16" above floor height, with three sets of channel slides underneath to accept standard 12" x 20" bus tub (not included). A fold-down 18" wide 16-gauge stainless steel drop leaf attached to one end has grommets for cord passage. Includes two each double-sided reinforced overshelves of 20-gauge stainless steel with 10" clearance, slanted for easy access. Overshelves are supported by 1½" stainless steel tubing posts. Cabinet has tubular push handle on end opposite drop leaf, and has 4 each 6" diameter non-marking casters, 2 each rigid and 2 each swivel with brakes.

Limited Warranty

Core and shell has a lifetime warranty against weld or structural support failure.

Optional Accessories

- ☐ Full stainless steel removable top cover
- ☐ Special laminate finish _____
- ☐ Custom graphics (front panel)

Spec. # _____

A/A # _____

Lakeside Manufacturing, Inc.

4900 West Electric Avenue • West Milwaukee, WI 53219 U.S.A.

800-558-8565 • 414-902-6400 • Fax 414-902-6446 • info@eLakeside.com • www.eLakesideFoodservice.com

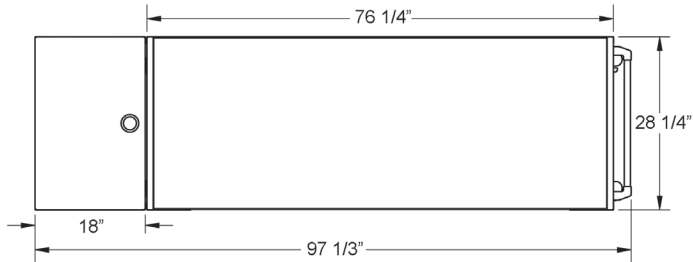
Lunch-Time™ Meal Transport Cart

Stainless Steel - Open Top For Coolers & Thermal Bags

Model
159518

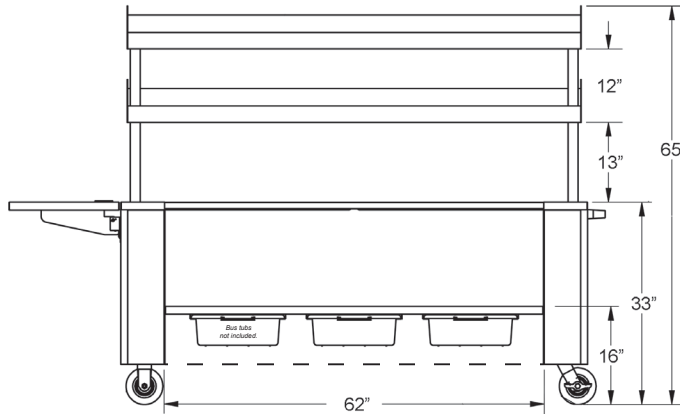
AIA #

Spec. #

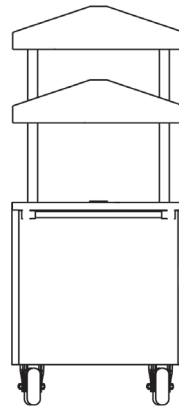


Plan View

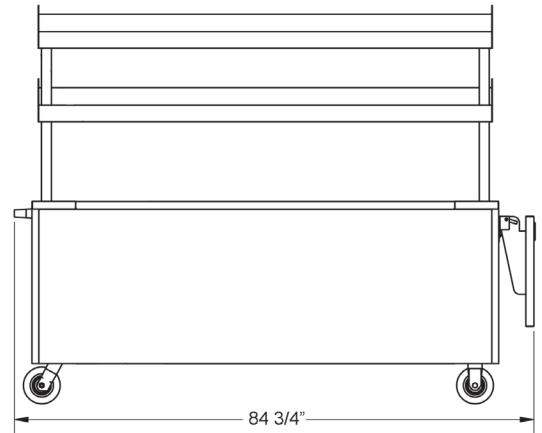
Model 159518



Access Side View



End View




Front View

Ship weight - 445 lbs.

Standard Laminated Panel Finishes



Other Plastic Laminate Finishes Available



Optional Stainless Steel
Removable Cover

LAKESIDE®
Ingenuity On Wheels™

Lakeside Manufacturing, Inc.
4900 West Electric Avenue • West Milwaukee, WI 53219 U.S.A.
800-558-8565 • 414-902-6400 • Fax 414-902-6446
info@eLakeside.com • www.eLakesideFoodservice.com

Made In



U.S.A.