

PRODUCT:

QUANTITY:

ITEM:

## Designed Smart

- The M-2000 Bun Grill toaster can generate up to 1600 bun halves per hour. .
- Bun Grill is available with extended superfeeder to allow for high volume production.
- Fast heat-up allows your operation to react to surges in volume.
- Constructed with a special element embedded into the griddle plate to produce the most efficient heat.
- Initial bun placed in the toaster is perfectly caramelized in 17-18 seconds.
- Continuously feeding buns in the top slot will result in a toasted bun every 6-7 seconds.
- Patented "self-leveling" conveyor automatically adjusts to various sizes of buns, bagels, and Texas toasts.
- Butter roller and pan consistently covers buns with the perfect amount of butter.
- Durable nickel plated cast aluminum griddle plate is controlled with a solid state thermostat adjustable to temperatures between 200 and 575 degrees.
- Removable side panel allows easy access for service.
- Front panel is easy to remove. Conveyor belt lifts out for easy cleaning. Allows direct access to clean griddle surface.



Model M-2000

## Options

- PTFE Sheet Kit (1) sheet

## APW Wyott Design Features

- Compact, vertical design allows unit to fit into tight counter areas.
- Heavy-duty stainless steel construction.
- Snap on superfeeder.
- Butter wheel and pan. (optional)
- Fast warm-up.
- Permanent grill surface.
- Use wet or dry (dry requires PTFE sheet).
- 4" adjustable legs.

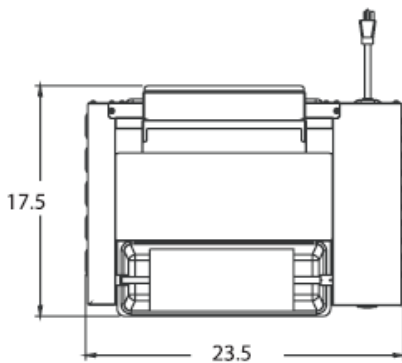
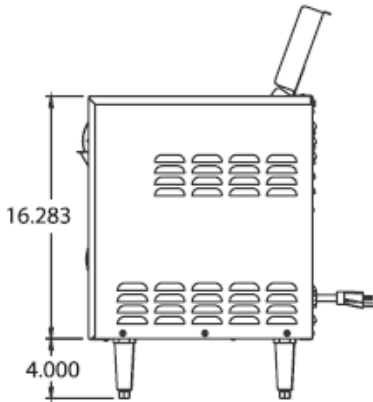
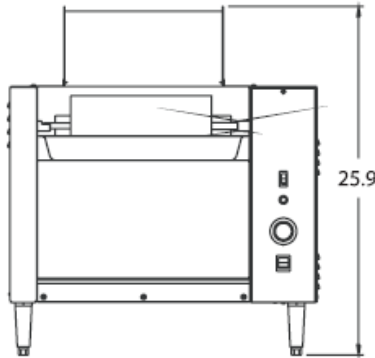
## Reliability backed by APW Wyott's Warranty

All APW Wyott Toasters are backed by a 1-year parts and labor warranty, including on-site service calls within 50 miles of authorized service technicians.

•Certified by the following agencies:



See reverse side for product specifications.



## PRODUCT SPECIFICATIONS:

### Construction:

Constructed of heavy-duty stainless steel. Nickel plated cast aluminum griddle plate. 4" chrome legs.

### Electrical Information:

Each unit is equipped with a 39", three wire grounded power cord which terminates with a standard three pronged male plug. The 208V/240V, use a NEMA 6-20P.

### Electrical Specifications;

M-2000: 208V, 2880W, 13.8Amps  
240V, 3840W, 16Amps

### Capacity:

M-2000: up to 1600 halves per hour

### Overall Dimensions:

M-2000: 25 15/16"H x 23 1/2"W x 17 1/2"D

### Shipping:

M-2000: 100 lbs.

### Freight Class: 100

FOB: Standex Dock

### Consultant Specifications

Toasters are constructed of stainless steel and aluminum material. Range of belt speeds should be 28 to 75 seconds. Front corners and front conveyor guard should be painted. Toasters furnished with 1" adjustable legs. Infrared metal sheathed radiant heaters are located on the top and bottom and are individually controlled by Infinite Heat Controls. On/Off switch has Indicator Light that glows when the toaster is on. Power saver switch will be supplied that reduces energy by 50%. Product opening is 1 1/2". Motors are permanently lubricated. Toaster will be Air Cooled with a thermostatically controlled fan that stays on until the toaster is cool to the touch. Control area has cooling fan. Units are UL listed, UL Sanitation, and Canadian UL approved.

\*APW Wyott reserves the right to modify specifications or discontinue models without incurring obligation.