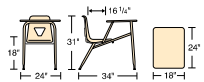


**2000 Series** – Chair Desks and Tablet Arm Chair Desks

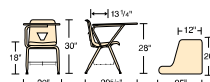
2000 Series chair desks are offered in a variety of styles, including a classic 4-leg combo unit and a space-efficient tablet arm design. Chair desks feature a high-pressure laminate work surface and are available with an extra-large shell to accommodate larger students and adults.

**2400NBR**

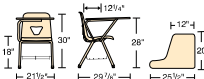
4-leg chair desk with an 18" x 24" rectangle shape high-pressure laminate work surface.

**2700BR**

Fixed tablet arm chair desk with a 12" x 20" x 25" high-pressure laminate work surface.

**2700ELBR**

Fixed tablet arm chair desk with a 12" x 20" x 25" high-pressure laminate work surface and extra-large seat.

**2400ELBR**

4-leg chair desk with an 18" x 24" rectangle shape high-pressure laminate work surface and extra-large seat.

**OPTIONAL CONFIGURATIONS**

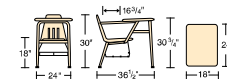
**FG** FELT-BASE GLIDES **SG** STEEL-BASE GLIDES **BR** BOOKRACK **M** HARD PLASTIC TOP **L** LAMINATE TOP **PL** PLYWOOD TOP  
**AE** SURE EDGE **EL** EXTRA-LARGE SEAT

**9000 Series** – Chair Desks and Tablet Arm Chair Desks

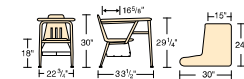
9000 Series chair desks combine Virco's iconic original, ergonomically contoured and vented soft plastic seat with a durable high-pressure laminate work surface. Configurations include a traditional 4-leg chair desk and a compact L-shaped fixed tablet arm chair desk.

**9400BR**

4-leg chair desk with an 18" x 24" rectangle shape high-pressure laminate work surface.

**9400LABR**

4-leg chair desk with a 15" x 24" x 30" high-pressure laminate work surface.

**9700BR**

Fixed tablet arm chair desk with a 20" x 25 1/2" x 12" high-pressure laminate work surface.

**OPTIONAL CONFIGURATIONS**

**FG** FELT-BASE GLIDES **SG** STEEL-BASE GLIDES **BR** BOOKRACK **M** HARD PLASTIC TOP **L** LAMINATE TOP **PL** PLYWOOD TOP  
**AE** SURE EDGE