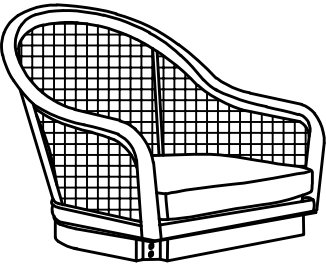
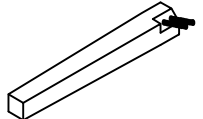
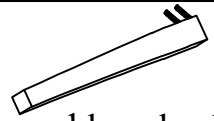





**STOP! PLEASE READ FIRST:**

Thank you for purchasing this item from Outdoor Interiors. Please verify all the hardware and components are included as you unpack the carton. Place the items in a safe area to avoid lost and damaging contents. Use a soft area or the empty box to assembly the item.

**PARTS LIST:**

	1 piece
 Straight legs front	2 pieces
 Curved legs back	2 pieces

**HARDWARE LIST:**

1		19/8.5x2mm	8 pieces
2		M8	8 pieces
3		Allen wrench	1 piece

# ASSEMBLY INSTRUCTIONS

## TEAK AND ROPE DINING CHAIR

**ASSEMBLY TIP:**

Use patience when inserting bolts to find the matching holes before locking down to avoid unnecessary damage.

Please use care since the chair legs are handmade.

Assemble on soft surface to avoid scratching Teak Rope and seat Cushions

