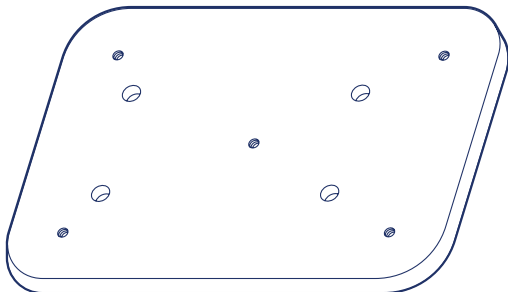
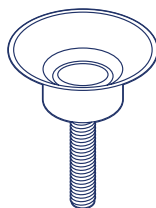


# Suction Plate Cup Mount



1 Plate



5 Feet

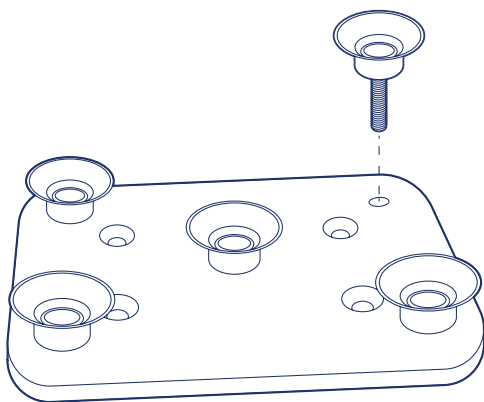


5 Screw Caps

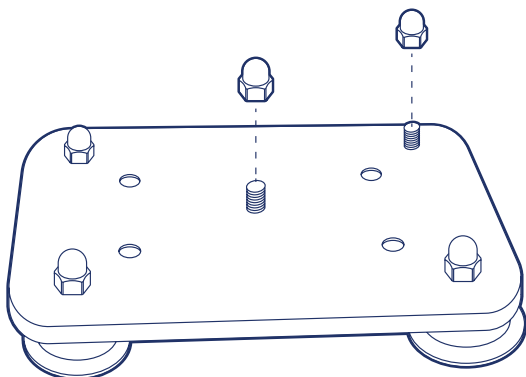


4 Screws

1. Screw all 5 suction cups into the base plate.



2. Install all 5 screw caps onto all five screws on the back side.



3. Uninstall the original bracket and install the new one using the 4 screws.

