



HOSHIZAKI

Parts List

Condensing Unit
Serenity Series

Models
SRK-10J



hoshizakiamerica.com

Number: 71411
Issued: 4-11-2018

CONTENTS

Auxiliary Codes.....	3
Note About Ordering Parts	3
A. Main Assembly & Refrigeration Circuit	4
B Control Box Assembly	6
C. Accessories & Labels	8

Auxiliary Codes

SRK-10J

H-0 February 2018

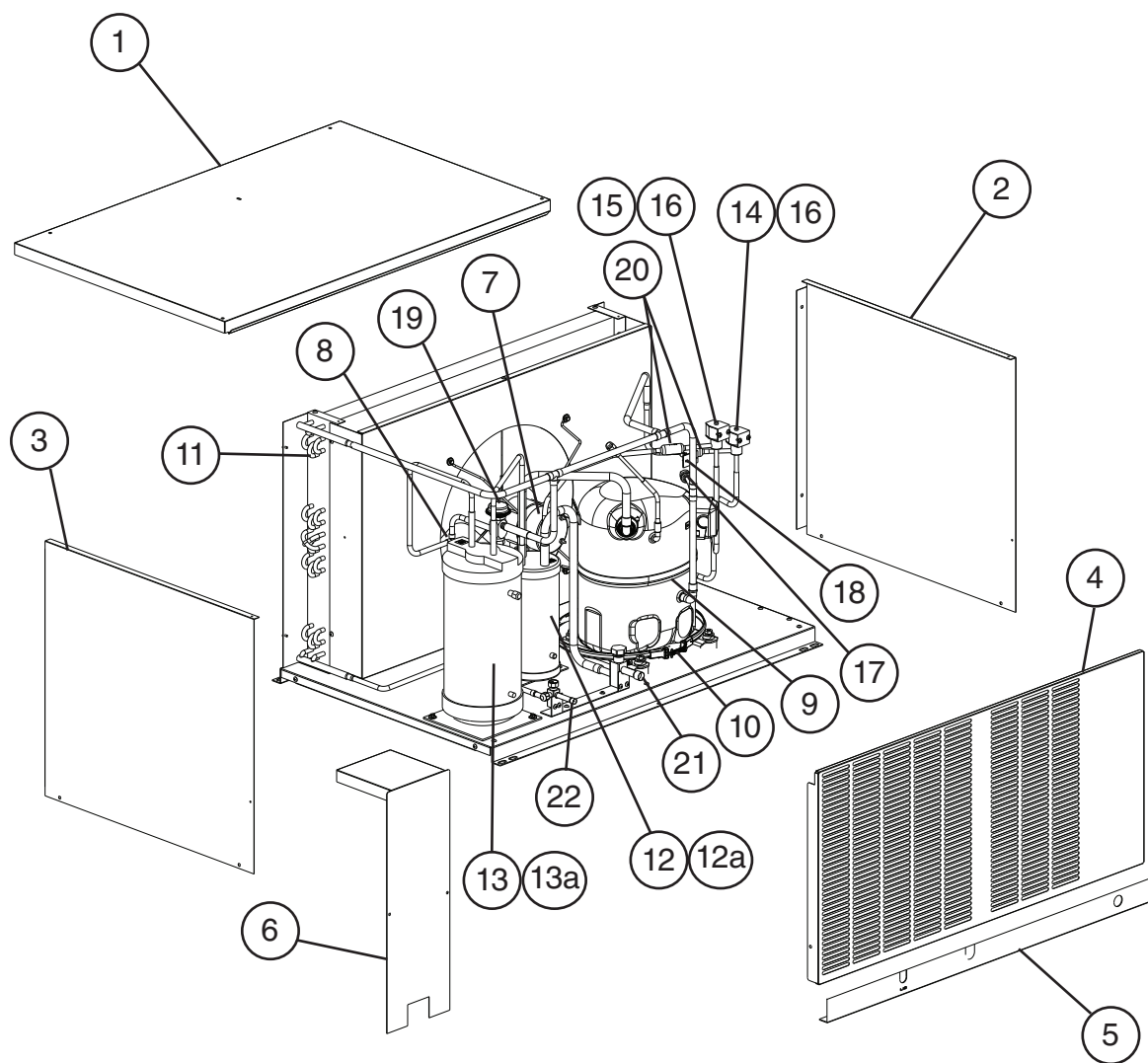
Auxiliary Code Breakdown

The auxiliary code is the first two characters in the serial number. The first character indicates the year. Years progress or regress in alphabetical order. The series runs from "A" through "V" and the letters "I" and "O" are skipped. The second character indicates significant part changes within a year. Base is "0" and this number advances for each change. In cases where there is a letter in parentheses, this designates the month. This is the last character in the serial number. The series runs from "(A)" through "(M)" and the letter "(I)" is skipped. This designation is only included when identifying a parts change within an auxiliary code.

Note About Ordering Parts

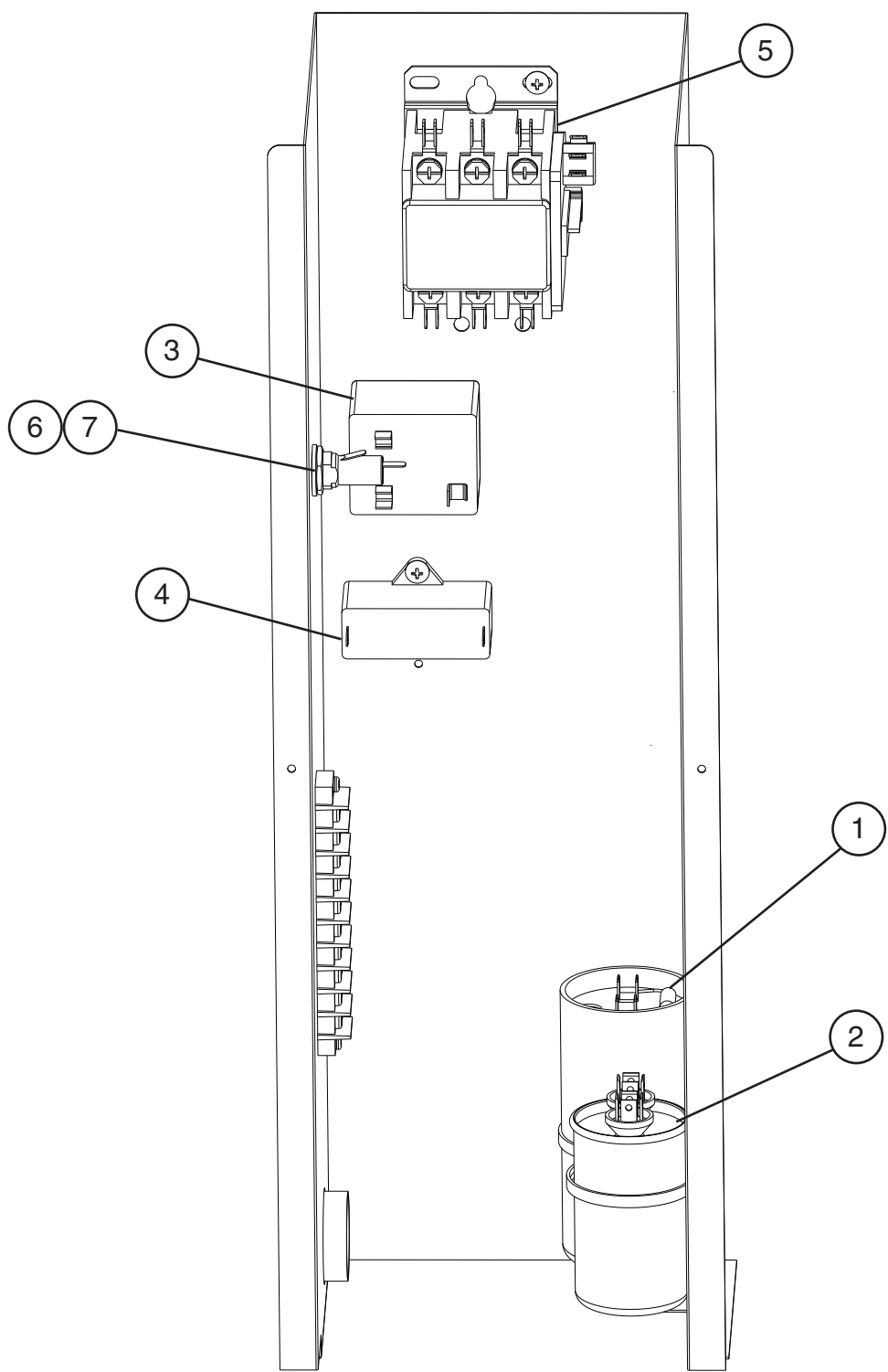
Most assemblies cannot be ordered as complete units; parts in the assemblies generally must be ordered separately.

A. Main Assembly & Refrigeration Circuit
SRK-10J
H-0



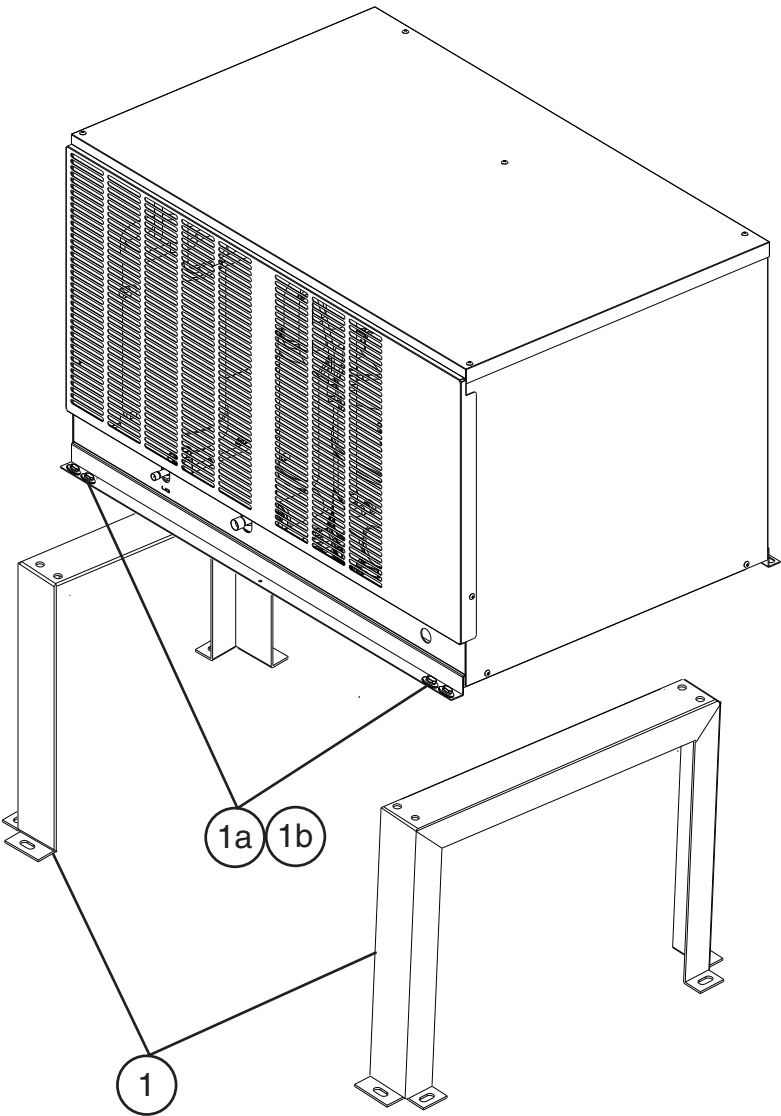
Title: A. Main Assembly & Refrigeration Circuit Model: SRK-10J												
Index No.	Description	Material or Model Number	Part Number	Required Number								
				H-0								
Main Assembly												
1	Top Panel		3A9269-01	1								
2	Right Side Panel		3A9293-01	1								
3	Left Side Panel		3A9292-01	1								
4	Louver Panel		3A9281-01	1								
5	Front Frame		3A9268-02	1								
6	Control Box Cover		3A9574-01	1								
Refrigeration Circuit												
7	Fan Motor		4A6115-02	1								
8	Fan Blade		4A1493-01	1								
9	Compressor		4A1539-03	1								
10	Crankcase Heater		4A5397-02	1								
11	Condenser		104777-02	1								
12	Accumulator		3A6803-01	1								
12a	Hex Bolt		7B0230512	2								
13	Reciever Tank		438209-01	1								
13a	Hex Bolt		7B0230512	3								
14	Hot Gas Valve Body		4A3978-01	1								
15	Liquid Line Valve Body		4A3276-01	1								
16	Valve Coil		4A3277-01	2								
17	High-Pressure Switch		463180-01	1								
18	Discharge Line Thermostat		440664-01	1								
19	Headmaster (C.P. R.)		4A0229-01	1								
20	Strainer		441569-02	2								
21	Suction Line Shutoff Valve		4A3490-01	1								
22	Liquid Line Shutoff Valve		4A3491-01	1								

B Control Box Assembly
SRK-10J
H-0



Title: B. Control Box Assembly Model: SRK-10J												
Index No.	Description	Material or Model Number	Part Number	Required Number								
				H-0								
1	Start Capacitor	145-174MFD, 220VAC	3A0076-11	1								
2	Run Capacitor	30MFD, 370VAC	3A2005-03	1								
3	Start Relay		4A1107-13	1								
4	Fan Motor Capacitor	10MFD, 250VAC	443192-01	1								
5	Magnetic Contactor		4A0794-01	1								
6	Fuse Holder		4A5443-01	1								
7	Fuse	AGC-10A, 250VAC	4A0893-07	1								

C. Accessories & Labels
SRK-10J
H-0



Title: C. Accessories & Labels Model: SRK-10J												
Index No.	Description	Material or Model Number	Part Number	Required Number								
				H-0								
1	Leg		2A8580G01	2								
1a	Hex Bolt Assembly w/Washers	8×20	7B0130820	8								
1b	Hex Nut	M8	7N11-0800	8								