


POLY-COTTON & **NOMEX**® PRODUCTS (INTERCHANGEABLE LINERS) WASHING INSTRUCTIONS

Recommended Frequency: Daily or spot clean as needed throughout the day
Where: Machine Wash / 3-compartment sink (Spot Cleaning only)

1



Inspect for excessive wear or damage. Discard immediately if damaged and replace.

2



Separate outer shell from inner liner.

3



Machine wash in warm water on regular or normal setting. Use liquid detergent for best results.



4




Tumble dry on a warm setting, or hang to air dry on designated Safety Station.


Note: Reinsert inner liner into outer shell if putting back into service.

Protective apparel is safe to use wet or dry and can be put back into service immediately.

5



Once dry, reinsert inner liner into outer shell and put back into service.



SCAN TO
WATCH VIDEO

For technical information contact
Tucker Safety Products, Inc. at
800.786.7287 or visit us at
www.tuckersafetyproducts.com