

#### INSTALLATION SEQUENCE:

1. DIG HOLES FOR POSTS AND SET POST/SUPPORT ASSEMBLY IN HOLES. SUPPORT & BRACE ASSEMBLY AT CORRECT HEIGHT.
2. POUR FOOTINGS AND LET STAND FOR 24 HOURS.
3. ASSEMBLY CANOPY.

#### MATERIALS

##### Frame:

- 4" x 4" x 1/8", ILG, Steel Tube (Posts)
- 2.5" x 2.5" x 1/8", ILG, Steel Tube (Arms)
- 1.66" O.D., ILG, Steel Tube (Roof Spars)
- .25" Thick Steel Plate (Roof Trusses)
- 3/16" Thick Steel Plate (Brackets)
- 3/8" Thick Steel Plate (Post Gussets)
- 1/2" Thick x 6" Wide Steel Plate (Base Plates)

##### Coating:

- Frame – Polyester Powder Finish
- Table Tops & Seats – Polyethylene Thermoplastic
- Roof Trusses – E-Coat sealing primer

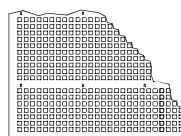
##### Notes:

- Dimensions shown in inches.
- Specifications may change without notice.

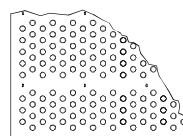
#### Available Roof Panel Perforation Styles:

- 1) Square Hole Pattern
- 2) Round Hole Pattern
- 3) Basketweave Pattern
- 4) Solid, Non-Perforated (12 Ga. Galvanized Steel)

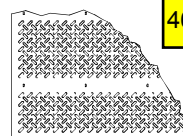
.75" x .75" Square Perforations  
Material: 12 Ga. Galv. Steel



1.0" Dia. Round Perforations  
Material: 12 Ga. Galv. Steel



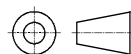
Basketweave Perforations  
(1.25" x .38" Slots)  
Material: 12 Ga. Galv. Steel



460-508

13	#14 x .75 Self-Drilling/Self-Tapping SCREW	01250100	42
12	3/8 FENDER WASHER	200009746	8
11	3/8 FLAT WASHER	117005	26
10	3/8-16 LOCK NUT SS	110030	7
9	POST CAP, ALUMINUM, 4x4 (07175300)	263-407	2
8	3/8-16 x 1.50 BHCS	104166	20
6	TUBE W/ INSERTS (51088100)	302-840	6
5	CANOPY SUPPORT (01261500)	300-800	2
4	PERF CANOPY	114-237	2
3	BOLT 3/8-16 x 3/4 bhcs 6 lobe 18-8 ss	104941	7
2	-	-	-
1	End Post for Dual Post Shade Canopy, Surf. Mtg.	303-400	2

END USER: 101-5501-1 (Shade Canopy), Surf. Mt.		USE THIS	
ITEM	DESCRIPTION	P/N	QTY
SCALE: 1 : 40		SHADE CANOPY for 6' Bench, Surf. Mt.	
DATE: 11Jun13			
DRAWN BY: DH			
CHECKED BY: DH			
SHEET 1 OF 1		DWG NO: 460-508	REVISION —



TOLERANCES UNLESS OTHERWISE NOTED:  
2 PLACE DEC. ±.030  
3 PLACE DEC. ±.010  
ANGLES ±1.0°

**paris**  
EQUIPMENT MANUFACTURING LTD.  
1-800-387-6318  
www.peml.com

NEW DRAWING RELEASE  
REVISION DESCRIPTION

DATE BY

THIS DRAWING IS THE PROPERTY OF LEY-SON INDUSTRIES. THIS IS PRINT AND INFORMATION CONTAINED WITHIN ARE CONFIDENTIAL AND MUST NOT BE LENT OR COPIED WITHOUT WRITTEN CONSENT.