






Food Pan Comparison Chart

Rubbermaid Hot and Cold Food Pans and Lids are designed and made to perform in the demanding environment of foodservice. A challenge operators have when converting to Rubbermaid Food Pans is understanding how they literally stack up to competition. This grid is designed to eliminate that challenge.

Color	Definition
	Fits flush into base
	Either cannot go to bottom of container or once nested still has some jerking motion if force is applied
	Does not nest



Size 1		TOP PAN		
		Cambro	Carlisle	Rubbermaid
BOTTOM PAN	Cambro			
	Carlisle			
	Rubbermaid			

Size 1/4		TOP PAN		
		Cambro	Carlisle	Rubbermaid
BOTTOM PAN	Cambro			
	Carlisle			
	Rubbermaid			

Size 1/2		TOP PAN		
		Cambro	Carlisle	Rubbermaid
BOTTOM PAN	Cambro			
	Carlisle			
	Rubbermaid			

Size 1/6		TOP PAN		
		Cambro	Carlisle	Rubbermaid
BOTTOM PAN	Cambro			
	Carlisle			
	Rubbermaid			

Size 1/3		TOP PAN		
		Cambro	Carlisle	Rubbermaid
BOTTOM PAN	Cambro			
	Carlisle			
	Rubbermaid			

Size 1/9		TOP PAN		
		Cambro	Carlisle	Rubbermaid
BOTTOM PAN	Cambro			
	Carlisle			
	Rubbermaid			

“Competitor Food Pan Nest Ability and Lid / Base Fit” 8/21/08; Rubbermaid Product Development Lab.

Work Smarter.
www.rubbermaidcommercial.com