


## No-Hub Couplings Cast Iron Soil Pipe Connection

Standard, Heavy Duty, and Reducing No-Hub Couplings for all pipe connections.

### **CAUTION & WARNING**




- You must read and fully understand installation instruction and warnings before the installation of Easyflex No-Hub couplings.
- Failure to follow this instructions may cause personal injury or property damage
- All horizontal pipe and fittings, 5 inch and larger, should be braced to prevent movement at every branch or change of direction.
- Easyflex No-hub couplings should be installed with a calibrated torque wrench set at 60 inch pounds.



- 1.** Install the neoprene sealing sleeve on the end of the pipe or fitting. Make sure the pipe end is firmly seated against the integrally-molded stop inside the sleeve.
- 2.** Insert the end of the other pipe to be joined into neoprene sealing sleeve. Make sure the pipe end is firmly seated against the integrally-molded stop inside the sleeve.
- 3.** Slide the clamp assembly over the neoprene sleeve and tighten bolts to 60 inch pounds with a calibrated torque wrench.



Make sure the stainless steel screws are tightened following the recommended procedure for each model.

Screw No.			
Part No.	EF-NHC-112 EF-NHC-200 EF-NHC-300 EF-NHC-400 EF-NHC-R2112 EF-NHC-R3200 EF-NHC-R4200 EF-NHC-R4300	EF-NHC-500 EF-NHC-600 EF-NHC-800 EF-NHC-1000 EF-NHC-200HD EF-NHC-300HD EF-NHC-400HD	EF-NHC-500HD EF-NHC-600HD EF-NHC-800HD
Recommended Procedure	Tighten stainless steel screws alternatively to 60 inch pounds torque	Tighten the second screw, then first screw, the third screw followed up by the fourth screw. Tighten with torque wrench In the same sequence to 60 inch pounds	Tighten the third screw, then the second screw, followed by the first screw. In turn, tighten the fourth screw, then the fifth screw followed up by the sixth screw. Tighten with torque wrench In the same sequence to 60 inch pounds
Tightening Sequence	1-2-1-2-1-2 or 2-1-2-1-2-1	2-1-2-1-3-4-3-4-2-1-3-4 or 3-4-3-4-2-1-2-1-3-4-2-1	3-2-1-3-2-1-4-5-6-4-5-6-3-2-1-4-5-6 or 4-5-6-4-5-6-3-2-1-3-2-1-4-5-6-3-2-1