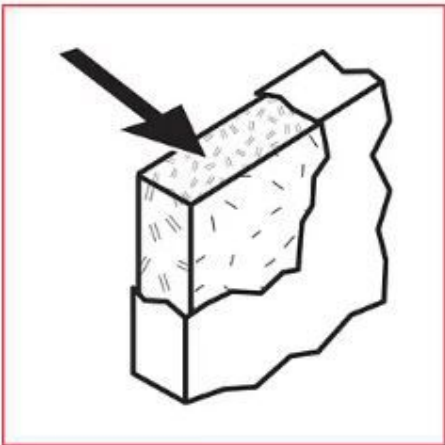




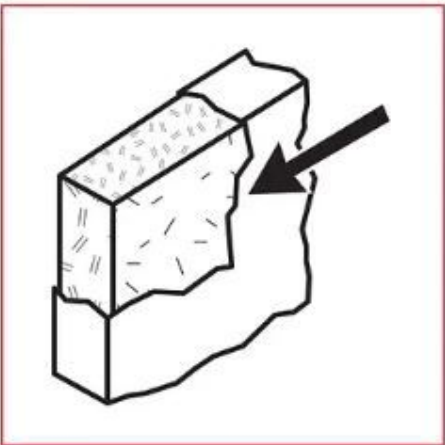
**VANDAL-RESISTANT
FASTENERS**

Special driver installs fasteners which virtually eliminates unauthorized removal and ensures easy installation.



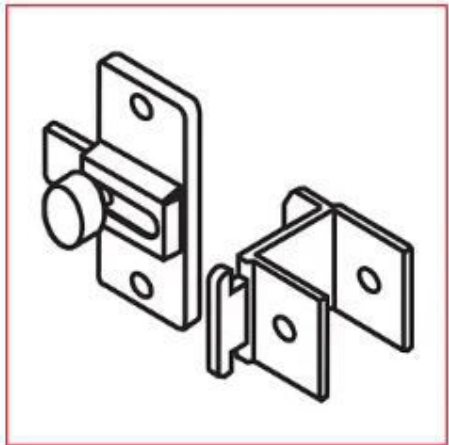
CORE

Particle board core is 45# density to resist warping and ensure a smooth surface.



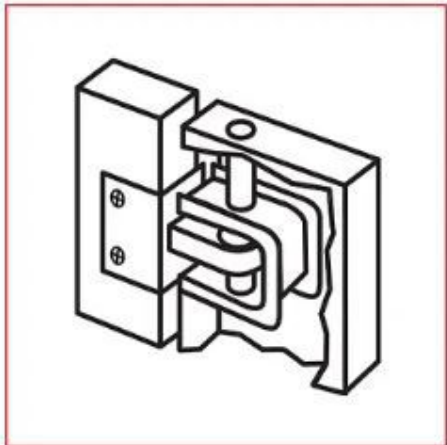
**VERTICAL-GRADE
LAMINATE**

The 0.050" thickness meets the most demanding partition specification.



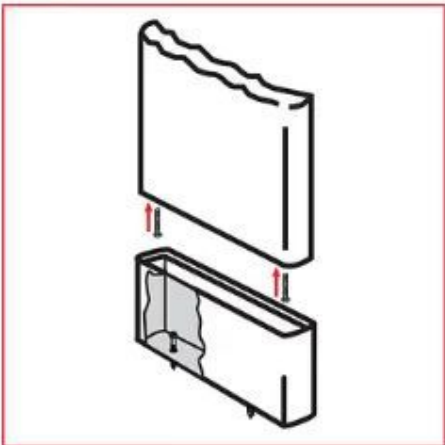
**EMERGENCY
ACCESS**

Meets ADA requirements. Slotted keeper coupled with gravity hinges allows access in an emergency.



**DOOR
HINGES**

Wrap-around mounting and through bolting for vandal resistance.



**EASY-STALL
SHOE**

For floor anchored overhead braced.
Easily adjusted leveling bolt.
True concrete anchor screws designed for lasting holding power.
Anchor rated at 2770 lbs. pullout strength.
Fabricated of type 304 stainless steel.