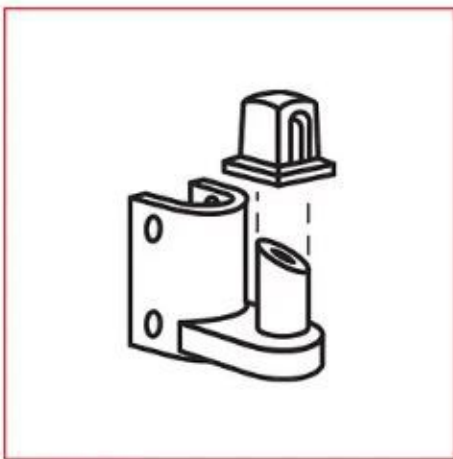


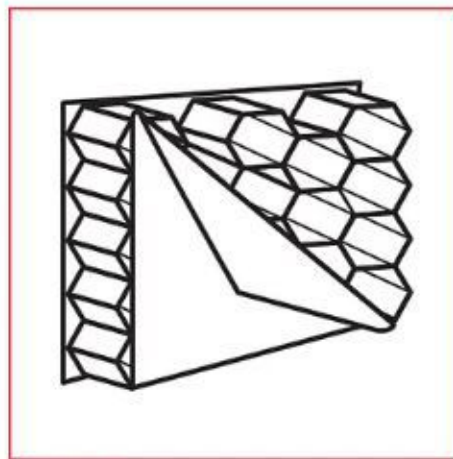
**UPPER DOOR
HINGE**

Internal part of the door. A pin goes through door and bracket for three-point bearing and operates in a nylon bushing in upper hinge bracket.



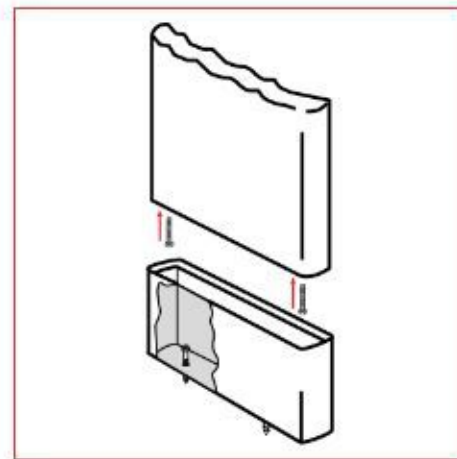
**BOTTOM DOOR
HINGE**

Gravity-positioning hinge provides safe, durable, and maintenance free support.




**HONEYCOMB
CORE**

Made of cellular honeycomb. This type of core provides strong construction and sound attenuation.



**EASY-STALL™
SHOE**

Type 304 Stainless Steel Easy-Stall™ Shoe simplifies installation and leveling adjustments.



**VANDAL-RESISTANT
FASTENERS**

Special driver installs fasteners which virtually eliminates unauthorized removal and ensures easy installation.



**INTEGRATED PRIVACY™
NO-SIGHT SYSTEM**

Integrated Privacy™ Partitions feature Zero Sightline Components to conceal compartment. Now all Stainless and Powder Coated Steel partitions come standard with ASI's new Integrated Privacy™ System.



**OUR NEW STANDARD
OCCUPANCY INDICATOR**

Our partition doors are factory drilled simplifying the installation of the occupancy indicator.