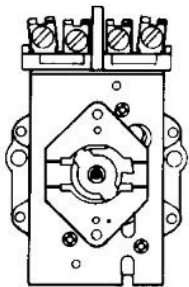
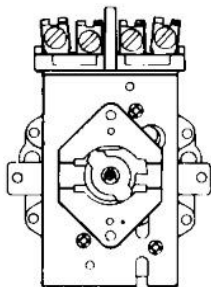


MOUNTING BRACKET TYPES

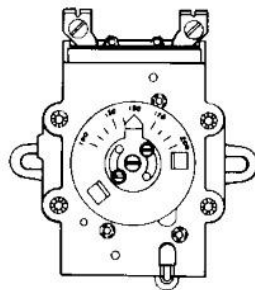


STANDARD

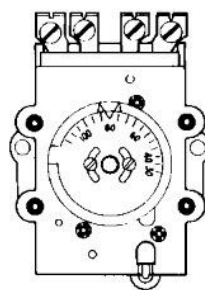


TYPE #1

SPECIAL ADJUSTMENT TYPES



**"P" TYPE
(POINTER)**



**"S" TYPE
SCREWDRIVER**

WIRING - CONTACT ACTION CONTROL "OFF" - CONTACTS OPEN

