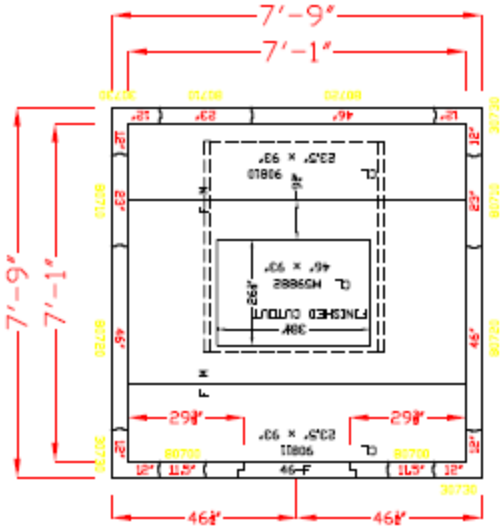

COOLER
115-60-1 1.0 AMPS TO LIGHT

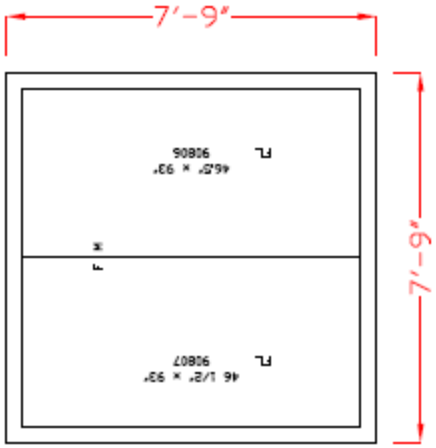

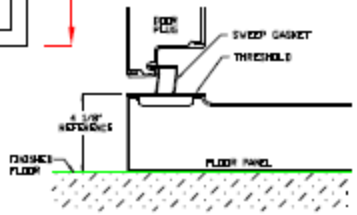

STANDARD WITH FLOOR COOLER
DETAIL 01

OPTION A DOOR SWING

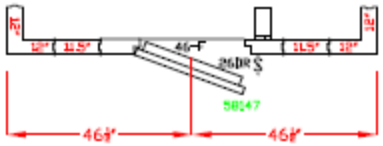

OPTION B DOOR SWING

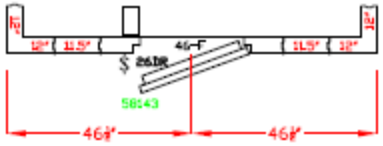

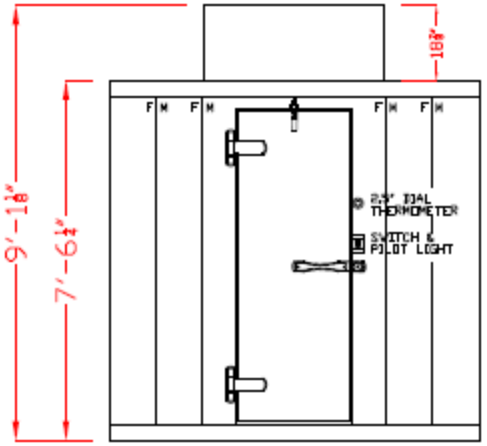

LH SHOWN
RH OPPOSITE

DOOR ELEVATION
46x82.25DS 26x78 DR P-P-CLR STD
THRESHOLD DETAIL 01

WALK-IN SPECIFICATIONS

SIZE: 7'-9" X 7'-9" X 7'-6 1/4"

PANELS:
ALL FOAMED PANELS ARE 4"

EXTERIOR FINISH:
ALL 26GA STUCCO GALVALUME

INTERIOR FINISH:
ALL 26GA STUCCO GALVALUME

FLOOR TYPE:
COOLER - .100 SMOOTH ALUMINUM

HEIGHT:
OD 7'-6 1/4" ID 6'-10 5/8"

DOORS:
46x82.25DS 26x78 DR STD CLR
115-60-1/1.0 AMPS

ACCESSORIES:
(NONE)

REFRIG.
PC069T2 3/4HP 115/60/1 16.3 AMPS

USE this drawing for installation

IMPORTANT NOTES:

1) ALLOW MINIMUM 1" CLEARANCE ALL AROUND WALK-IN.
2) WALK-IN CEILING IS NOT DESIGNED FOR FOOT TRAFFIC OR STORAGE.
3) GENERAL CONTRACTOR TO REFER TO DESIGN AND SPECIFICATIONS MANUAL FOR FLOOR DETAIL INFORMATION.
4) SPECIAL NOTE TO GENERAL CONTRACTOR AND SUBCONTRACTOR FOR QUARRY TILE OR CONCRETE WEARING FLOOR - THE SHEET METAL PANEL FACINGS MAY BE SUSCEPTABLE TO STAINING DUE TO EXCESSIVE MOISTURE CREATED BY THE HYDRATION OF CONCRETE TYPE MATERIALS. THEREFORE, IT IS ABSOLUTELY NECESSARY THAT EACH ROOM BE PROPERLY VENTILATED. ALSO NOTE THAT SPECIAL PRECAUTIONS MUST BE TAKEN WHEN USING MURIC ACID DUE TO EFFECTS HYDROCHLORIC ACID FUMES HAVE ON ALUMINUM AND STAINLESS STEEL MATERIALS.

SCALE: 3/8"=1'-0"
DRAWING NO. P7-088-CT
DRAWN BY: SHW
DATE: 01/01/2008
DEALER:
PROJECT: 7'-9"X7'-9"X7'-6 1/4"

KOLPAK WALK-INS
2015 TENNESSEE AVENUE NORTH
P.O. BOX 550
PARSONS, TN. 38363
(901) 847-3361