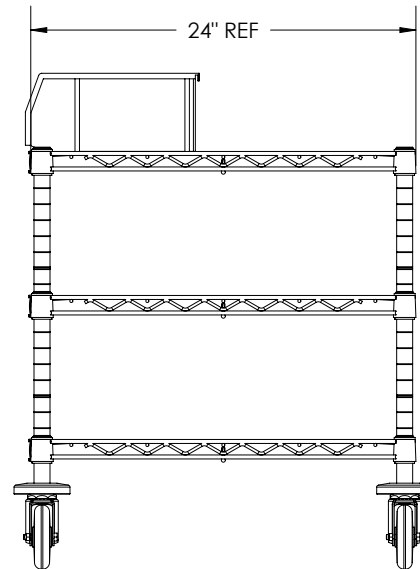
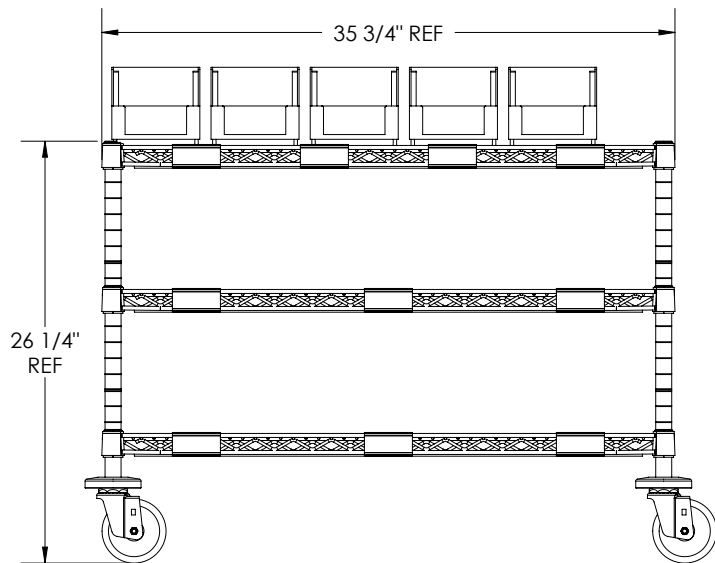
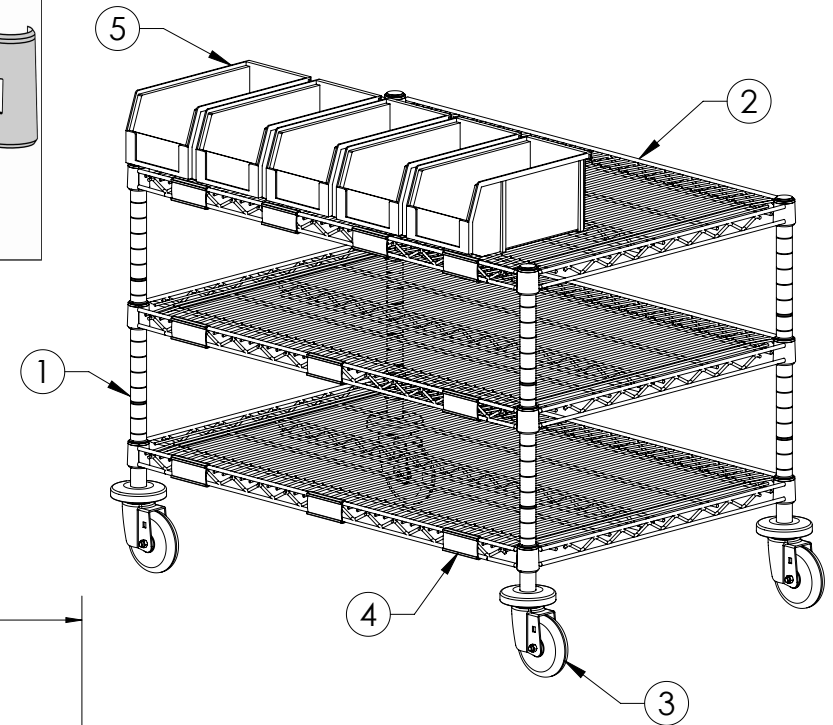
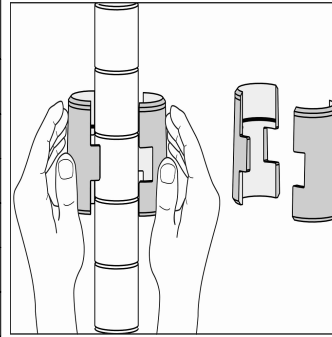


DD2436HOS			
ITEM #	QTY	PART #	DESCRIPTION
1	4	22CUP	CUT STEM CASTER POST
2	3	2436NC	24" X 36" SES CHROME WIRE SHELF
3	4	4LD	4" DIA SWIVEL CASTER
4	10	9990P	LABEL HOLDER
5	5	MB30230B	BLUE BINS



D, TOP GROOVE

C, GROOVE #13

B, GROOVE #4

A, INSERT CASTER  
IN UP POST

DRAWN BY:	RDS	REV_B
DATE:	03/12/2021	
SW CAD FILE:	DD2436HOS	
PART NO. :	DD2436HOS	
SHT 1 of 1		

THE DRAWING AND THE SUBJECT MATTER DEPICTED HEREIN ARE THE SOLE AND EXCLUSIVE PROPERTY OF INTERMETRO INDUSTRIES CORPORATION. ALL RIGHTS WITH RESPECT TO THIS DRAWING AND THE SUBJECT MATTER DEPICTED HEREIN ARE EXPRESSLY RESERVED AND WITHHELD BY INTERMETRO INDUSTRIES CORPORATION.



InterMetro Industries Corp.  
North Washington Street  
Wilkes-Barre, PA 18705  
www.metro.com

**DD2436HOS-REV\_B**  
**HAND OFF STATION**