

## ORDERING STEPS

1. Understand Domino's Equipment Standards and requirements regarding Cut Table Tech (CTT).
2. Evaluate the three mount options and assess your store's layout and operational needs to determine the most suitable mounting solution.
3. Assess your current inventory of equipment to determine what is acceptable to use for CTT.
4. Place your order for the CTT mount and any other equipment needed. **Store numbers are required for your order to be processed.**
  - [Store Technology](#)
  - [CNA Marketplace](#) (bump bar)

## MOUNT OPTIONS – REQUIRED TO BE PURCHASED FROM STORE TECHNOLOGY

There are 3 CTT mount options to choose from. Assess your store's layout to determine which mount is best for your operations. Ensure your store can support the desired mount.

### CTT Table Mount

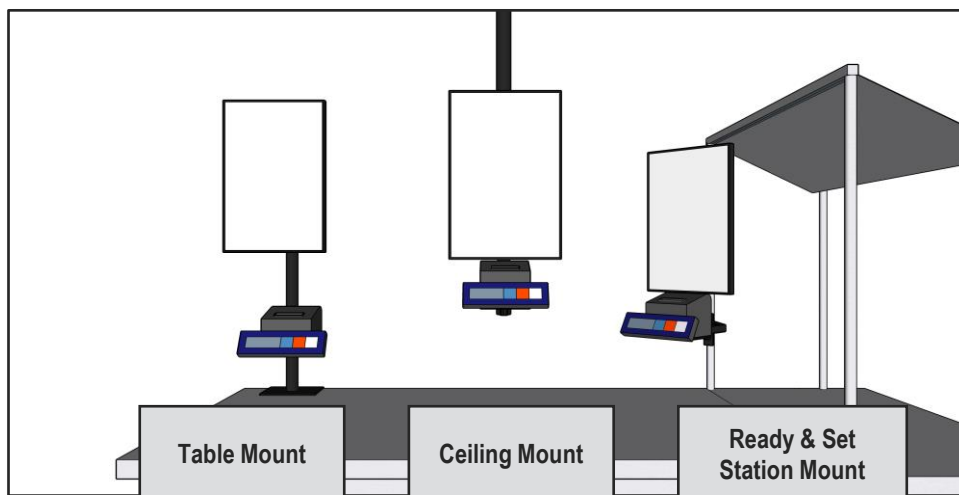
Mounted to the top of your cut table, this option allows you to take advantage of power and data cabling available from the floor or nearby power pole. (optional Advanced Dispatch attachment available)

### CTT Ceiling Mount

Mounted to a pole from the ceiling, this option allows you to take advantage of power and data cabling available from the ceiling while allowing you to mount CTT above your cut table.

### CTT Ready & Set Station Mount

Mounted to a Ready & Set Station (available on CNA Marketplace), this option allows you to utilize tech storage found on the Ready & Set Station while providing a mounting location for CTT above your cut table.




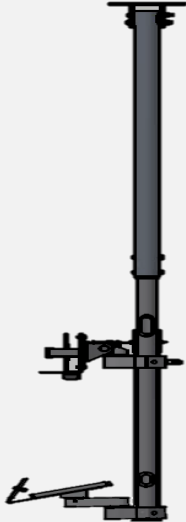

# MOUNT OPTIONS



**Store numbers are required for your order to be processed.**

Ensure the correct store numbers are entered when ordering to prevent a delay in activation.

## STORE TECHNOLOGY EQUIPMENT

ITEM	PHOTO	DESCRIPTION
<b>CTT TABLE MOUNT</b>  Store Technology SKU: IT3800  Optional Advanced Dispatch attachment available for Table Mount.		<b>Includes:</b> <ul style="list-style-type: none"><li>• Table Mount Pole</li><li>• Printer/Bump Bar Arm</li><li>• Printer Bracket</li><li>• Bump Bar Bracket</li><li>• Monitor Bracket</li><li>• Table Clamp</li></ul>
<b>CTT CEILING MOUNT</b>  Store Technology SKU: IT3803  <b>Note:</b> 10' power cords are needed for the display, printer, and Flex Client.		<b>Includes:</b> <ul style="list-style-type: none"><li>• Ceiling Mount Pole</li><li>• Printer/Bump Bar Bracket</li><li>• Monitor Bracket</li><li>• Extension Pole</li></ul> <p><b>With extension pole:</b> The ceiling mount can extend from 81.5 inches to 87.5 inches in 2-inch increments.</p> <p><b>Without extension pole:</b> The ceiling mount can be adjusted from 61.5 inches to 67.5 inches in 2-inch increments.</p> <p>The bottom of the pole should be 40-46 inches from the finished floor when installed.</p>
<b>CTT READY &amp; SET STATION MOUNT</b>  Store Technology SKU: IT3802		<b>Includes:</b> <ul style="list-style-type: none"><li>• Monitor Arm</li><li>• Monitor Bracket</li><li>• Printer/Bump Bar Arm</li><li>• Printer Bracket</li><li>• Bump Bar Bracket</li></ul>

NOTICE TO FRANCHISEES AND THEIR EMPLOYEES: These materials contain information related to optional technologies and business practices. As independent business owners, franchisees may use or not use these optional technologies, business practices, and materials in their sole discretion. Franchisees must determine the policies, procedures, and practices to be implemented in their stores regarding the issues addressed in these materials and must ensure compliance with applicable federal, state, and local laws. Franchisees are solely responsible for the operation of their stores including, without limitation, employment and pay practices, safety and security matters, and other workplace issues. The persons who work in stores owned and operated by a franchisee are employees of the franchisee, and not employees of Domino's Pizza LLC or its affiliated entities. These materials are for general informational purposes only and do not, and are not intended to, constitute legal advice. By providing these materials, Domino's Pizza LLC and its affiliated entities. These materials also contain information related to optional functions of the Domino's Pulse system. As independent business owners, franchisees may use or not use these optional Pulse functions in their sole discretion. Any information generated by these optional Pulse functions is only as accurate as the information franchisees elect to input into their Pulse system and franchisees must confirm the accuracy of the information. The Pulse system is neither intended nor able to be utilized as a payroll system; franchisees should utilize a qualified third-party payroll vendor solution and/or an accounting service provider to perform such services and should also consult with their own legal counsel. Franchisees must determine the policies, procedures, and settings that need to be implemented in their stores to ensure that their use of these optional Pulse functions complies with all applicable legal requirements. Proprietary & Confidential | All Rights Reserved © 2024 Domino's Pizza LLC

## ADDITIONAL EQUIPMENT

It is acceptable to assess your current inventory of equipment to determine what you can use for CTT.


### Required Equipment:

- A dedicated Flex Client (HP or Acer)
- Receipt printer
- Minimum 27" monitor
- Domino's Cut Table Tech bump bar

**Note:** A mouse is needed if you are activating CTT from the Launcher Experience or editing Flex related settings. You can use any mouse in your store during these processes.

## STORE TECHNOLOGY EQUIPMENT

[Click here to order equipment from STP](#)






ITEM	PHOTO	DESCRIPTION
<b>HP Flex Client</b>  STP SKU: IT3460		The computer used for the CTT experience
<b>Acer Flex Client</b>  STP SKU: IT1005		The computer used for the CTT experience
<b>Epson TM-T88VII Receipt Printer</b>  STP SKU: IT3739		Prints receipts as orders are cleared from Cut Table Tech
<b>32" Display (NON-TOUCH) w/HDMI port</b>  STP SKU: IT3842		Non-touch screen displays Cut Table Tech
<b>27" Display (NON-TOUCH) w/HDMI port</b>  STP SKU: IT3740		Non-touch screen displays Cut Table Tech

# ORDERING GUIDE



## STORE TECHNOLOGY EQUIPMENT

[Click here to order equipment from STP](#)

ITEM	PHOTO	DESCRIPTION
<b>6' HDMI to HDMI Cable</b> STP SKU: IT3745		Connects CTT monitor with Flex Client for both <b>table and ceiling mounts</b>
<b>12' HDMI to HDMI Cable</b> STP SKU: IT2125		Connects CTT monitor with Flex Client for <b>Ready &amp; Set Station mount</b>
<b>10' Power Cord C-13 to 5-15P</b> STP SKU: IT2200		Power cord for <b>ceiling mount</b> . <i>(this power cord may work for your printer or display. However, ensure to check your equipment for the proper connection)</i>
<b>10' Power Cord NEMA 5-15P to C5 (Flex Client)</b> STP SKU: IT2201		Flex Client power cord for <b>ceiling mount</b>
<b>APC 7 Outlet Surge Protector</b> STP SKU: IT2116		Used to create additional outlets at the cut table as needed
<b>25' Velcro Cable Tie</b> STP SKU: IT2113		Used for cable management

# ORDERING GUIDE



## CNA MARKETPLACE EQUIPMENT

ITEM	PHOTO	DESCRIPTION	LINK
<b>Bump Bar</b>  CNA Marketplace SKU: 833E9004		Main control of Cut Table Tech Screen.	<a href="#">Click here to order bump bar from CNA Marketplace</a>

## OPTIONAL ADVANCED DISPATCH EQUIPMENT FROM STORE TECHNOLOGY

Enhance the CTT Table Mount with Advanced Dispatch by adding an additional arm to the Ready Station side. This modification allows for greater flexibility, enabling dispatch operations to be conducted at either the Cut Table or the Ready Station, depending on the positioning of the insider.

**NOTE:** Accessories cannot replace any of the three approved CTT mounts. However, they can be ordered in addition to the approved table mount..



ITEM	PHOTO	DESCRIPTION
<b>Tilter</b>  STP SKU: IT1522		Attaches the Advanced Dispatch extension arm to the table mount pole
<b>12" Monitor Mount Extension</b> STP SKU: IT3794		<b>Need two extension arms</b> for Advanced Dispatch
<b>Flex Client Mount</b>  STP SKU: IT3795		Mounts the Advanced Dispatch display and Flex Client to the extension arm

## PLACE ORDER

**Store numbers are required for your order to be processed on STP.** Ensure the correct store numbers are entered in the 'Special Instruction' section when ordering to prevent a delay in activation.

If you are placing a bulk order for CTT equipment and need to enter numerous store numbers, place your order and email your customer representative with the store numbers and Sales Order number.

NOTICE TO FRANCHISEES AND THEIR EMPLOYEES: These materials contain information related to optional technologies and business practices. As independent business owners, franchisees may use or not use these optional technologies, business practices, and materials in their sole discretion. Franchisees must determine the policies, procedures, and practices to be implemented in their stores regarding the issues addressed in these materials and must ensure compliance with applicable federal, state, and local laws. Franchisees are solely responsible for the operation of their stores including, without limitation, employment and pay practices, safety and security matters, and other workplace issues. The persons who work in stores owned and operated by a franchisee are employees of the franchisee, and not employees of Domino's Pizza LLC or its affiliated entities. These materials are for general informational purposes only and do not, and are not intended to, constitute legal advice. By providing these materials, Domino's Pizza LLC and its affiliated entities. These materials also contain information related to optional functions of the Domino's Pulse system. As independent business owners, franchisees may use or not use these optional Pulse functions in their sole discretion. Any information generated by these optional Pulse functions is only as accurate as the information franchisees elect to input into their Pulse system and franchisees must confirm the accuracy of the information. The Pulse system is neither intended nor able to be utilized as a payroll system; franchisees should utilize a qualified third-party payroll vendor solution and/or an accounting service provider to perform such services and should also consult with their own legal counsel. Franchisees must determine the policies, procedures, and settings that need to be implemented in their stores to ensure that their use of these optional Pulse functions complies with all applicable legal requirements. Proprietary & Confidential | All Rights Reserved © 2024 Domino's Pizza LLC