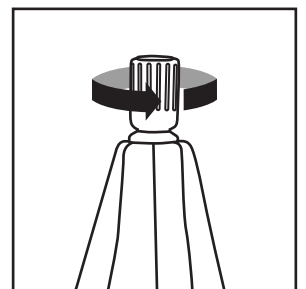

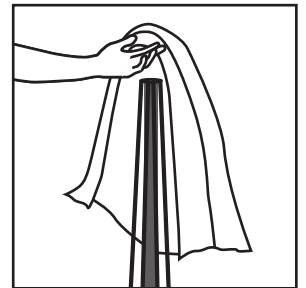


COVER INSTALLATION

1. Remove umbrella from base and/or table.
2. Remove the finial cap from the top of the frame.
3. Gently pull ribs out of the rib pockets one at a time.

Once finished completely remove the cover.

4. Drape your new cover over the frame. Make sure the rib pockets are facing inwards and align with the ribs.
5. Roll the umbrella on a flat surface as needed to place all ribs back in the pockets.
6. In order to secure your cover, place the finial cap back on the top of the umbrella.
7. Reinstall umbrella onto base and/or table.



WARNING

Manufacturer and seller expressly disclaim any and all liability for personal injury, property damage or loss, whether direct, indirect, or incidental, resulting from the incorrect attachment, improper use, inadequate maintenance, or neglect of this product.