

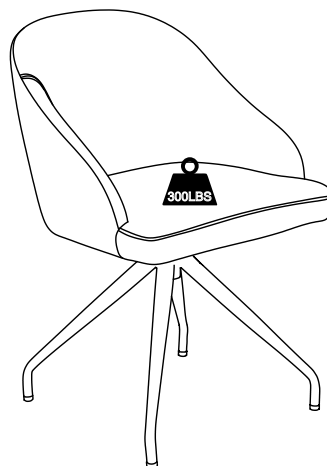


Office Chair

SKU: CH-222119-WH-BK-MS

SKU: CH-222119-GY-BK-MS

SKU: CH-222119-BK-GLD-MS



ASSEMBLY INSTRUCTIONS

Before You Begin:

Please identify all component parts and hardware pieces required before you begin. Carefully remove all of the components from the packaging and set aside for assembly. Assemble on a soft surface to prevent scratching during assembly.

Caution:

Tighten all components securely before use. Failure to do so may result in personal injury. DO NOT use any sharp objects to open plastic wrapped components as damage to product or components may result.

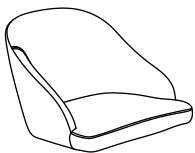
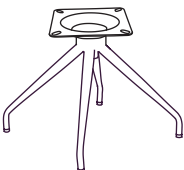
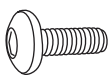


Warning:

CHOKING HAZARD - Small Parts. Adult Assembly Required.

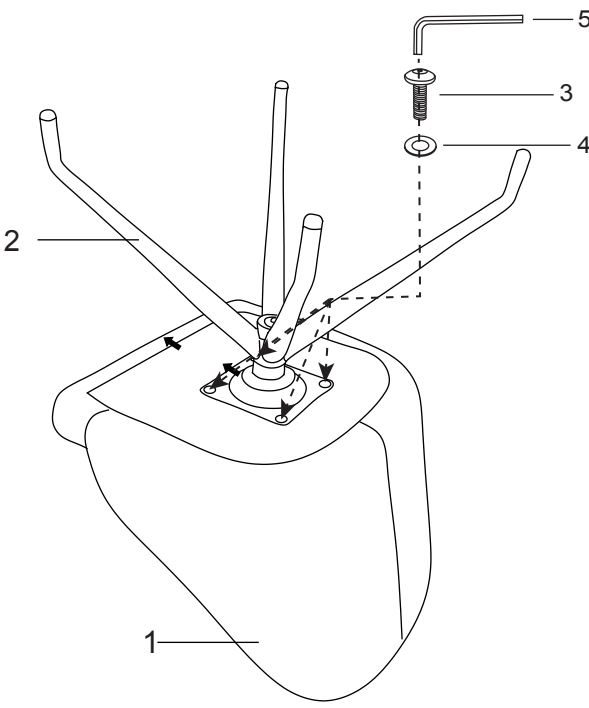
DO NOT ALLOW CHILDREN TO CLIMB ON FURNITURE

Serious or fatal injuries can occur from furniture tipping over.

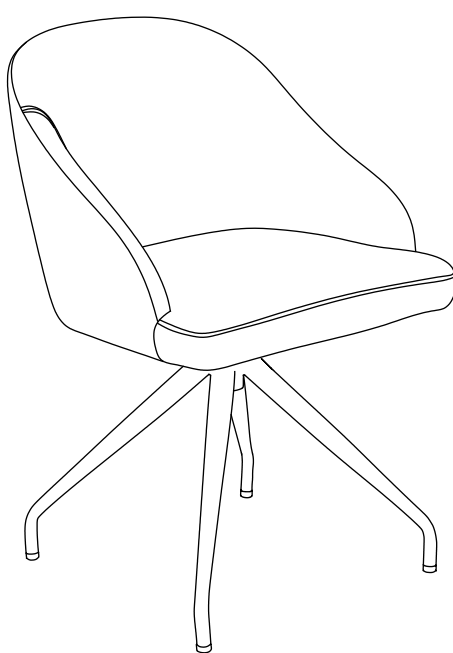
PARTS

PART 1	QTY:1	PART2	QTY:1	PART3	QTY:4	PART4	QTY:4	PART5	QTY:1
									M6
Backrest		Metal Base		M6*20 Bolt		φ6 Washer		Allen Wrench	

STEP 1



STEP 2



QUALITY AND SAFETY GUIDELINES

- Please follow the static and dynamic weight capacity limits provided on this item. If you are unsure of the weight capacities for this product, email us at customerexperience@theubiquegroup.com or call 001-866-552-2810.
- Please use this item on a stable, level surface only. All chair wheels/castors should contact the flooring surface when in use. Do not use this item if any instability is detected.
- Please take care to keep the chair stationary when lowering yourself into a seated position in this chair.
- For maintenance instructions and replacement parts, please email us at customerexperience@theubiquegroup.com or call 001-866-552-2810.
- This item is intended for sitting only, do not climb or stand on this item.
- This chair is not intended for significantly reclined positions. To prevent accidental tipping, do not push backward or forward while seated.
- To prevent pinching or crushing injuries, ensure all areas are clear when rotating the chair and while adjusting the height of the chair.
- This item is intended for indoor use only.
- Store indoors away from moisture. For additional storage instructions, please email us at customerexperience@theubiquegroup.com or call 001-866-552-2810.
- Please visit www.theubiquegroup.com for our product warranty details or email us at customerexperience@theubiquegroup.com or call 001-866-552-2810.
- This product is intended for indoor, household use only as it is a non-industrial product.
- Brake Castor:
Sit down for moving, stand up for locking. Hard floor, tile, carpet are OK.
- Warning! Only trained personnel may replace or repair seat height adjustment components with energy accumulators.
- Care and maintenance:
Please periodically check all things and re-tighten as necessary. To clean your item, please use a damp cloth and wipe clean. Never allow any kind of liquid to remain on your furniture. Absorption can cause wood to warp or finishes to de-laminate.