



MinorDeclinerTM
AGE VERIFICATION SYSTEMS



Minor Decliner Camera Based Scanner Manual (X13) Rev D 03/12/2024

Intellectual property Notice :The Minor Decliner name and system are registered trademarks.
The Minor Decliner system is patent pending. It is unlawful to copy or adapt the Minor Decliner app, source code for any other software / hardware uses.

Thank you for your purchase!
Call or email with any questions.
Ron @ 888-310-4001 or ron@minordecliner.com

>>> Key Point <<<

**Always verify DATE / TIME on power on
of the system.**

**WIFI Connection is
recommended
To maintain Date / time**

**Please See page 11-13 about Fake ID Checking
Please contact us for more details
6 Sample Intellicheck credits
Included**

Important Notes

Correct Drivers License Bar Code to Read

Sometimes there are several barcodes to read on Drivers license

This varies state to state. Please scan the **PDF417** barcode as shown below

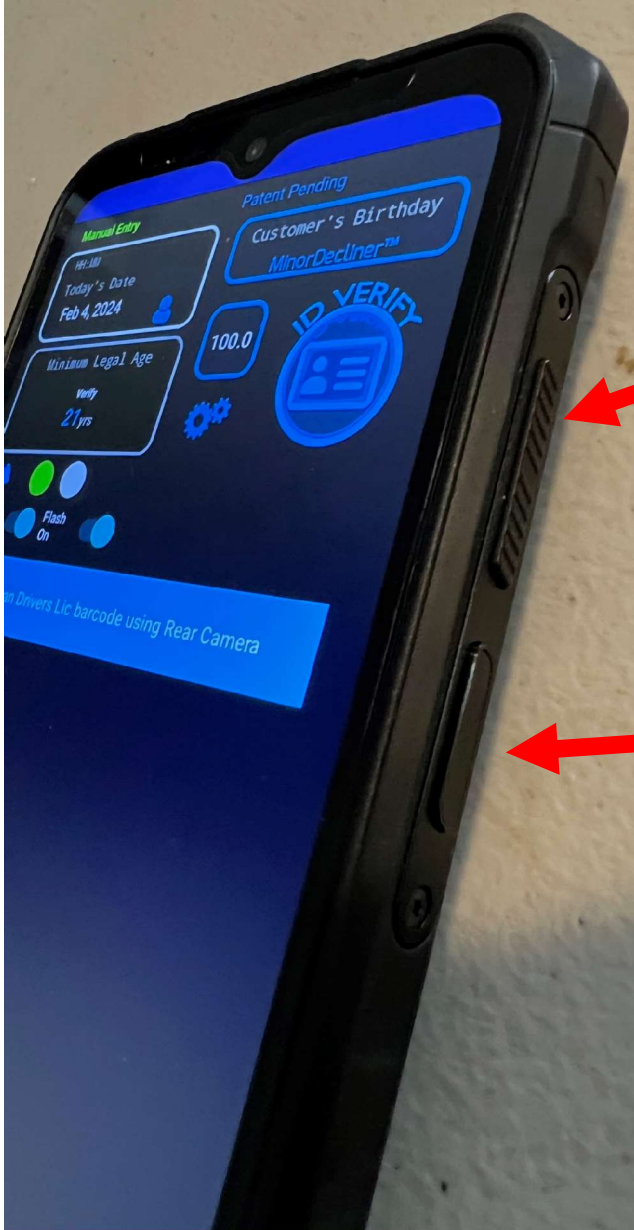
Please line up the scan so the blue triangle / red line is at the center of the correct bar code

If necessary, cover the others with your thumb or finger to insure you are reading the correct barcode.



Please
Charge
Overnight
daily
(USB C)

Tablet Overview



Volume
Up / Down

2nd Button
Power
On / Off

Tablet Overview 2

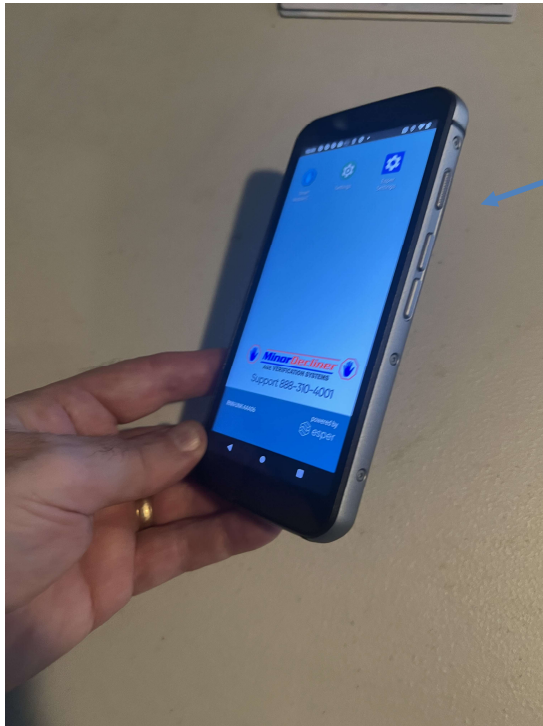


USB – C
Connection
For Charging

Tool to open USB
cover if needed

Hand Strap

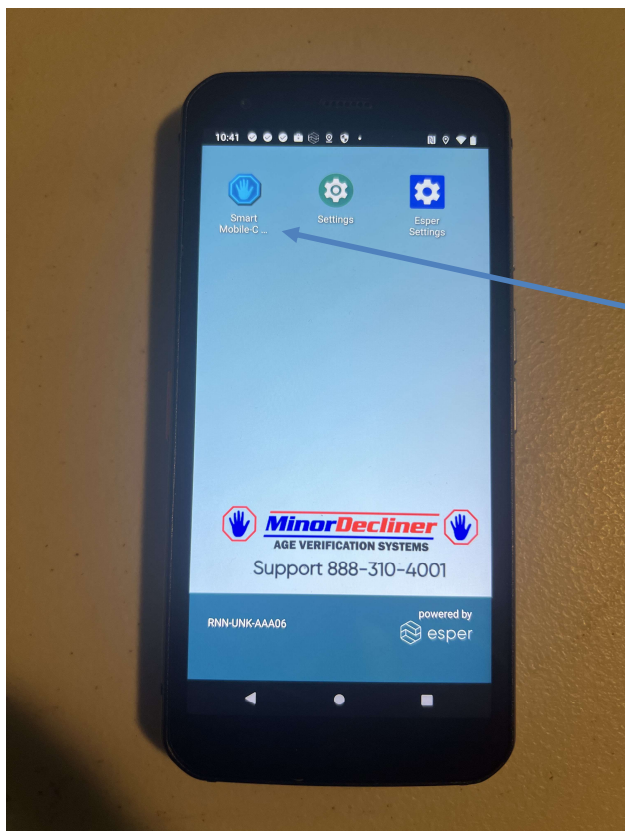
Easy Set up



Step 1

Power on

Hold until
Device turns on



Step 2

Touch Minor Decliner
Icon


How to Scan



1. Touch Scan Button on Screen
2. Frame Barcode in scan window to scan ID
Rear Camera Scans the ID or passport

Training Videos In Photos and How to Launch Minor Decliner ID Scanner App

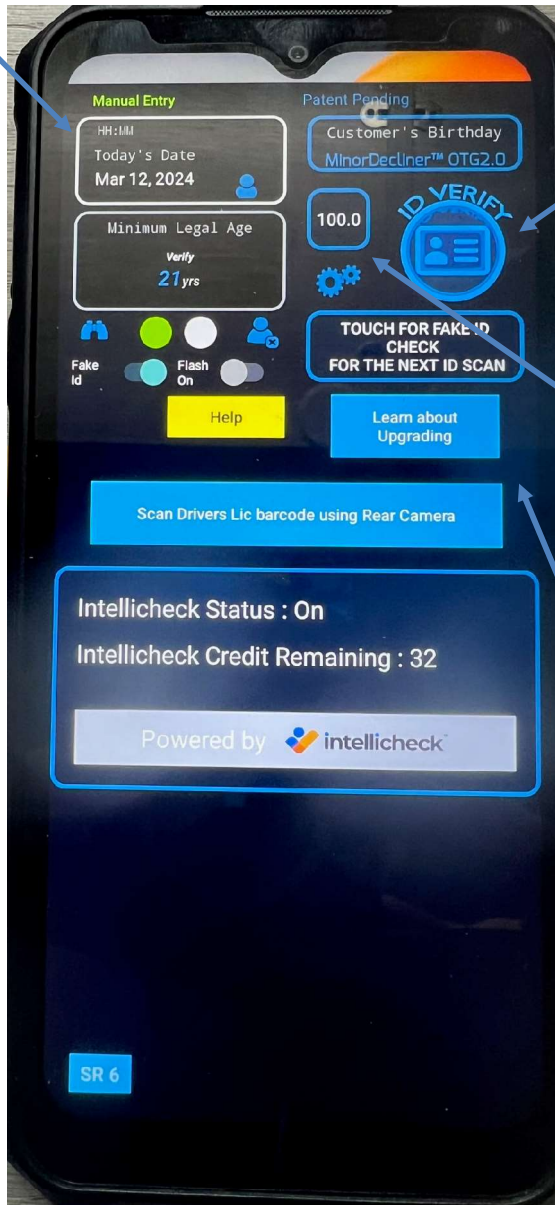
Training Videos in Photos



Touch
Minor
Decliner
To Open
ID Scanning
App

Home Screen Overview

Verify Date Time Correct – if update needed, see page 13



Scan
Result

Battery
Strength


0-100%

Charge
At 15%


See page 9

See page 11

Two Sliders



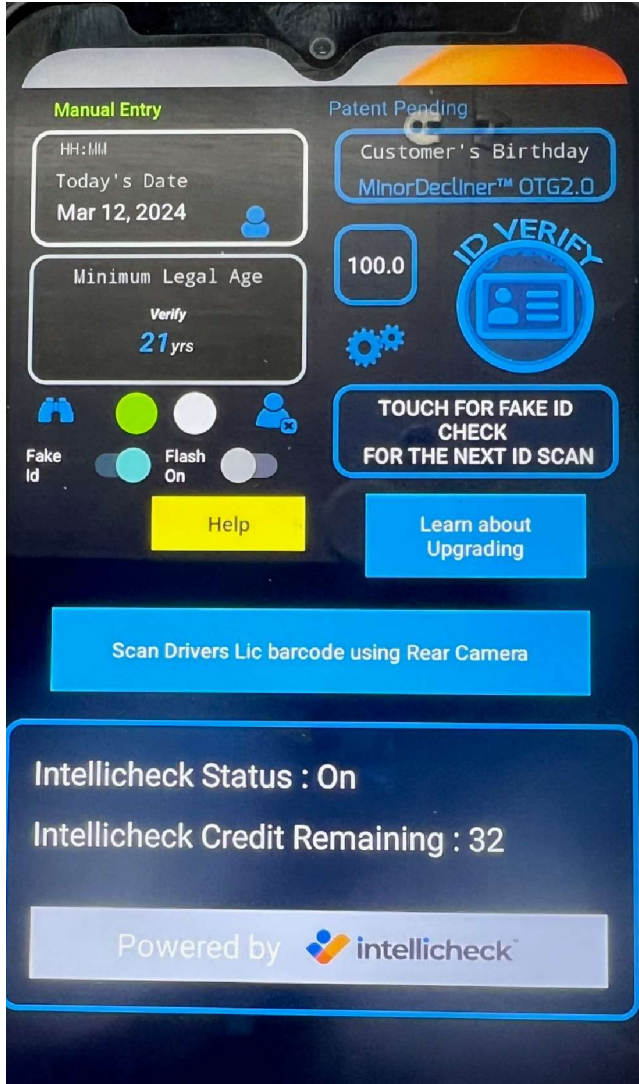
**Fake ID on
Turns on Fake ID
Features**



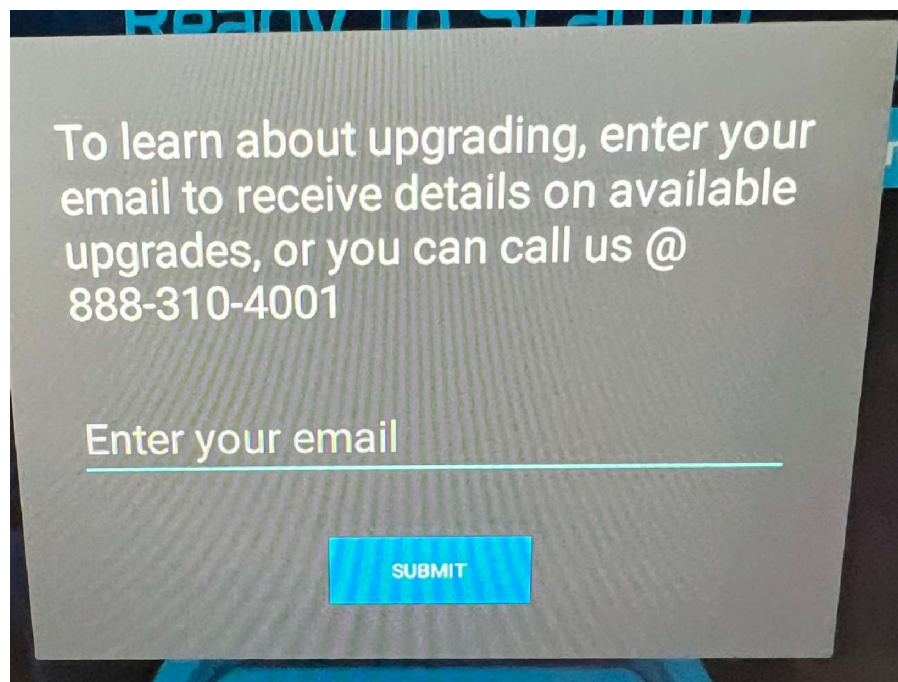

**Turn flash on to
Activate Light while scanning.
Will help to read ids
In darker areas**

See page 11 for details

Learn About Upgrading Button

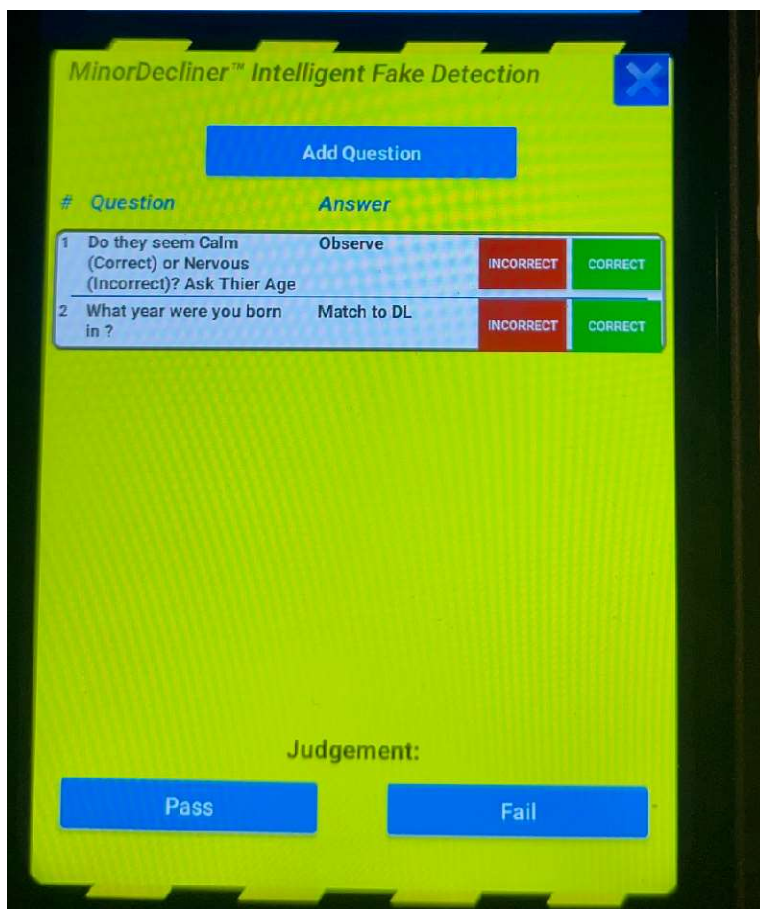


Click this to get
More information
On how to add credits
Via subscription



Fake ID

- With Fake ID on, out of the box the system will present questions, after a scan. You can pass / fail based on customer answers to these
- If you want something more definitive see page 11 about the intellicheck option. We can activate this for you to try. This finds 90% plus of fake IDS. Requires WIFI connection.



Disabled
Out of the box

**Intellicheck is
Activated with
6 check credits
Included**

Activated with 6 free checks included

Fake ID Checks Powered by



You can **upgrade** this system to include World Class ID checking with Intellicheck.

This is considered the gold standard in Fake ID detection and is used by Police Departments and large banks and financial institutions. Now you can have this “Police Grade” fake id checking machine in this easy-to-use handheld system. No **Fake ID detection** is perfect, but based on our testing and other studies, we feel the system will detect 90% of Fake ID’s.

If you are interested in learning more about this,
Email @ ron@minordecliner.com,
or call us at 888-310-4001

Note – requires WIFI connection and credit purchases

How to use Intellicheck Fake ID Check Feature (after activated)

Step 1

Touch

This before

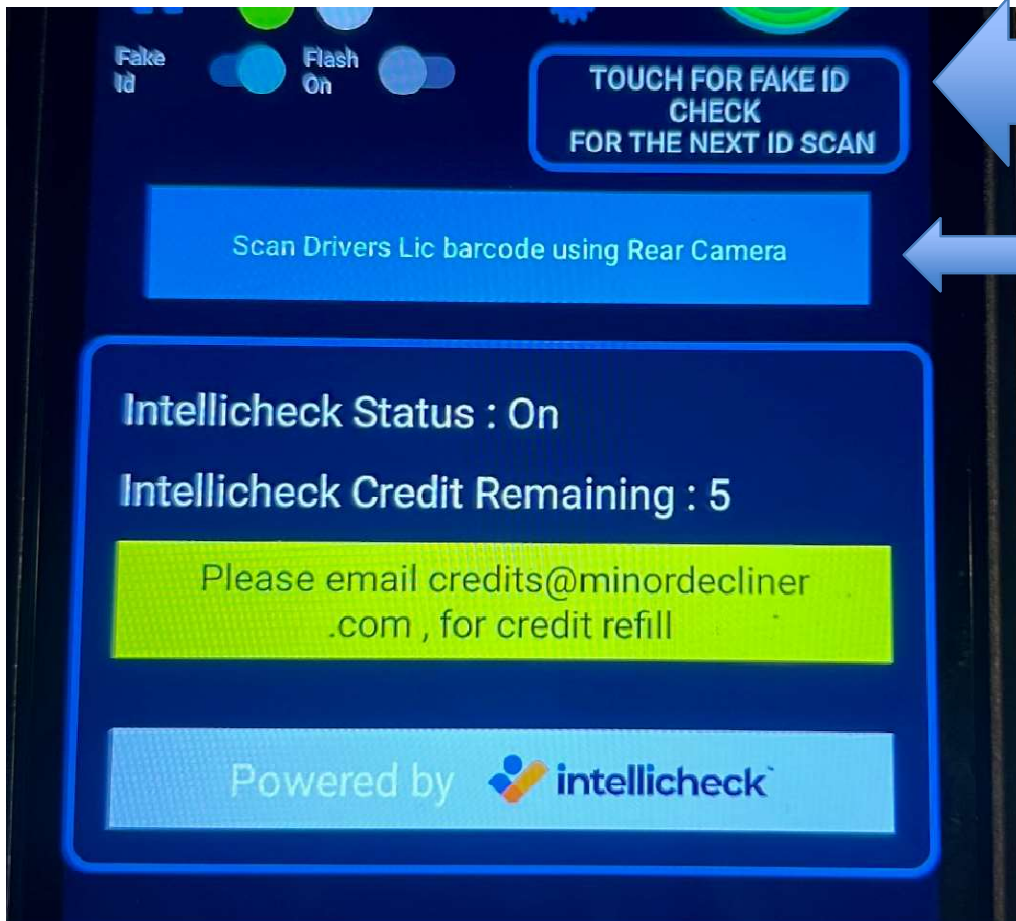
The scan

To fake check

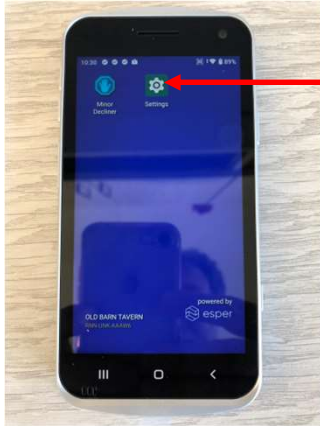
The next scan

Step 2

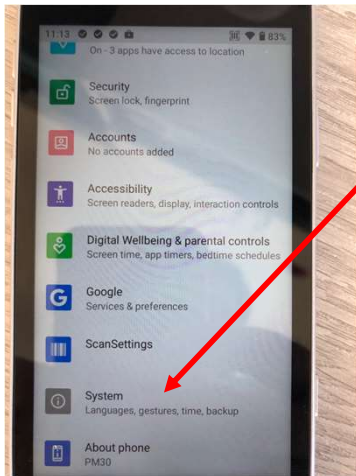
Touch to scan



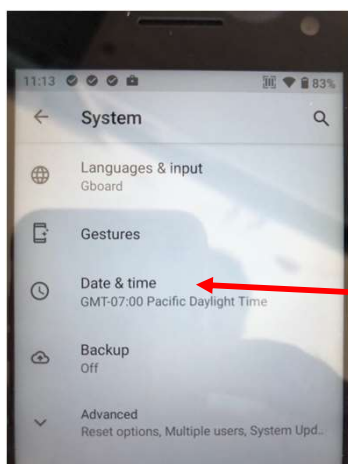
To update date / time



Touch Settings from Home screen



Scroll Down to System



Touch date time and Make adjustments



MinorDecliner



Thank you for your order!

If you have any questions as you install and implement your new age verification system, view our Product Tutorial Videos:

Scan for Product Support Videos:



Please View
Mobile Training Videos



***Anything less than 5 stars -
contact us to make it right!***

**Contact us at:
888-310-4001 | ron@minordecliner.com**



Scan to Leave a Review

