

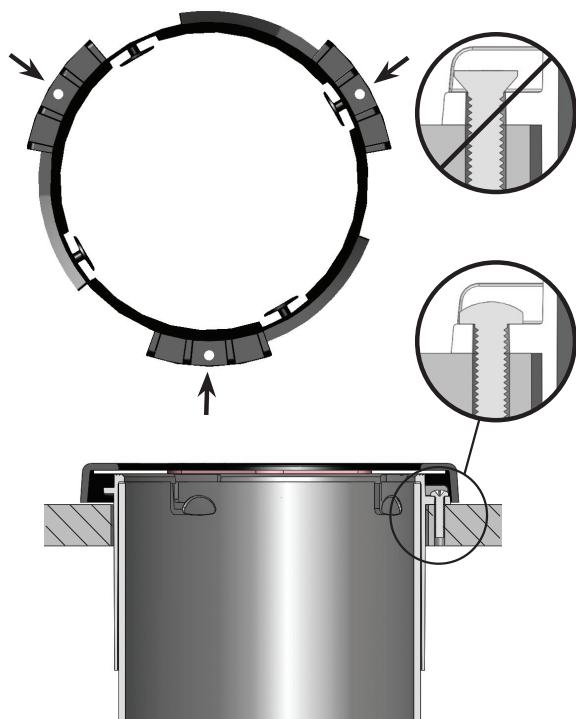
C2210C EZ-FIT® EURO CUP DISPENSER INSTALLATION INSTRUCTIONS

1. CUT HOLE IN COUNTER SURFACE



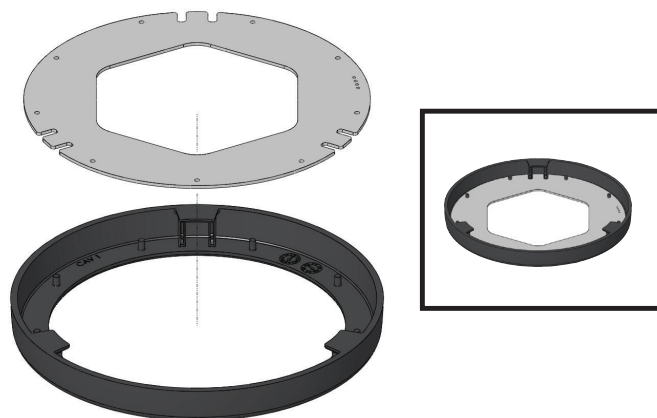
2. REMOVE TRIM RING TURNING COUNTER CLOCKWISE

3. SECURE CUP DISPENSER TO COUNTER WITH SUPPLIED SCREWS (#8 SCREWS)




4. SELECT PROPER SIZE GASKET FOR CUP (SEE TABLE ON BACK)

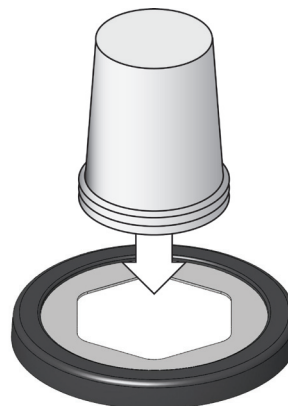
5. INSTALL GASKET OVER POSTS IN UNDERSIDE OF RING



6. REPLACE COVER RING WITH GASKET BY TURNING CLOCKWISE OVER MOUNTING RING UNTIL SECURE



7. LOAD CUPS THROUGH GASKET



REPLACEMENT PARTS & ACCESSORIES

(see reverse side for replacement gaskets)

X22MT
X22TR
C2215

Black Mounting Ring (new low profile)
Black Trim Ring (new low profile)
Spring

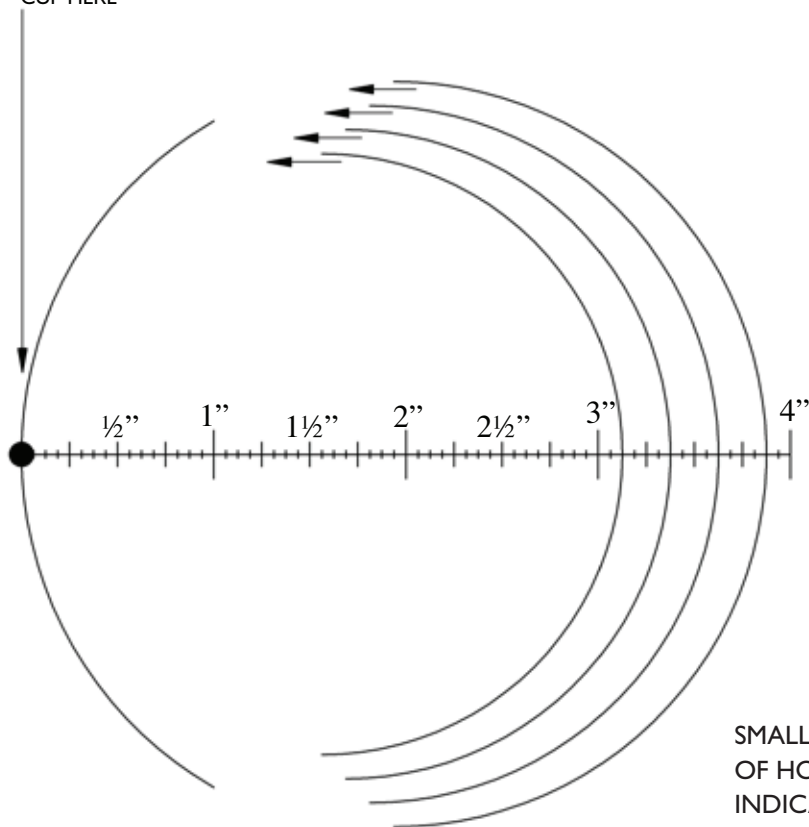
C2203BK End Cap
C3426BK Cup Pusher

C2202SV Wire Cage for Surface Mount
C22XC Chrome Trim Ring

GASKET SIZING GUIDE

| REPLACEMENT GASKET KITS | | | | | | |
|------------------------------|---------------|--------------------------------|-------------|--------------|--|----------------------------|
| Approximate Cup Rim Diameter | | Approximate Cup Size Range | Gasket Size | Part Numbers | | Quantity of Gaskets in Kit |
| minimum | maximum | | | black | white | |
| 2 7/8" (73mm) | 3 1/8" (79mm) | 6 oz (177mL) to 10 oz (296mL) | SMALL | XC2222SBK | XC2222S | 3 |
| 3 1/8" (79mm) | 3 3/8" (86mm) | 8 oz (236mL) to 12 oz (355mL) | MEDIUM | XC2222MBK | XC2222M | 3 |
| 3 1/2" (89mm) | 3 5/8" (92mm) | 12 oz (355mL) to 22 oz (650mL) | LARGE | XC2222LBK | XC2222L | 3 |
| 3 3/4" (95mm) | 3 7/8" (98mm) | 18 oz (532mL) to 24 oz (709mL) | EXTRA LARGE | XC2222XLBK | XC2222XL | 3 |
| | | | | | XC2226 One each- Small, Medium, Large, Extra Large | 4 |

PLACE RIM OF CUP HERE

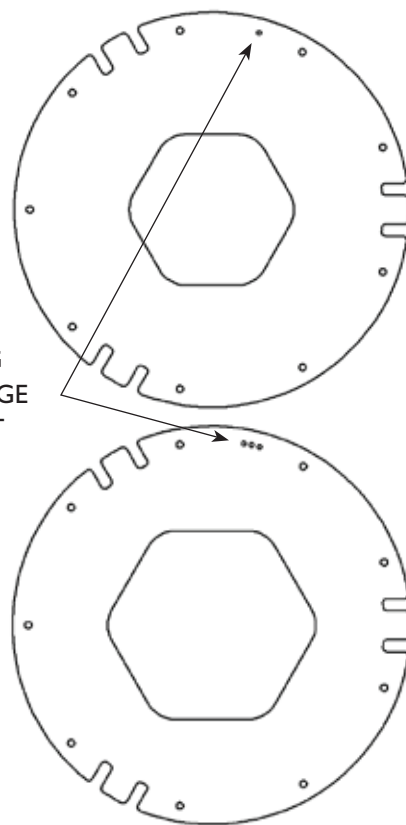


1. TURN CUP UPSIDE DOWN ON RULER, WITH WIDEST POINT OF RIM TOUCHING END OF RULER (BLACK DOT).

2. DETERMINE SIZE OF CUP RIM DIAMETER (S, M, L, XL) BASED ON PLACEMENT OF RIGHT SIDE OF CUP.

3. USE GASKET FOR THAT SIZE.

SMALL GROUPING OF HOLES ON EDGE INDICATE GASKET SIZE (SEE CHART)



| # OF HOLES | GASKET SIZE | PART # |
|------------|-------------|---------------------|
| ° | SMALL | XC2222S/XC2222SBK |
| ° ° | MEDIUM | XC2222M/XC2222MBK |
| ° ° ° | LARGE | XC2222L/XC2222LBK |
| ° ° ° ° | EXTRA LARGE | XC2222XL/XC2222XLBK |

San Jamar
Chef Revival
555 Koopman Lane
Elkhorn, Wisconsin 53121
USA
T: +1.262.723.6133
F: +1.262.723.4204
info@sjcr.com

SJCR Canada
3300 Bloor Street West
Center Tower, 11th Floor, Suite 3140
Toronto, ON M8X 2X3
CANADA
T: +1.416.760.7367
F: +1.416.207.2071
canada@sjcr.com

SJCR Europe
Schoorstraat 26A, bus-1
2220 Heist op-den Berg
BELGIUM
T: +32 1522 8140
F: +32 1522 8148
emea@sjcr.com

SJCR México
Av. Universidad #1377-701
Colonia Axotla CP 01030
Del. Álvaro Obregón
MÉXICO, DF
T: +52 (55) 3626 0772
F: +52 (55) 5273 4495
mexico@sjcr.com

SAN JAMAR
Smart ♦ Safe ♦ Sanitary

C2214 Rev C