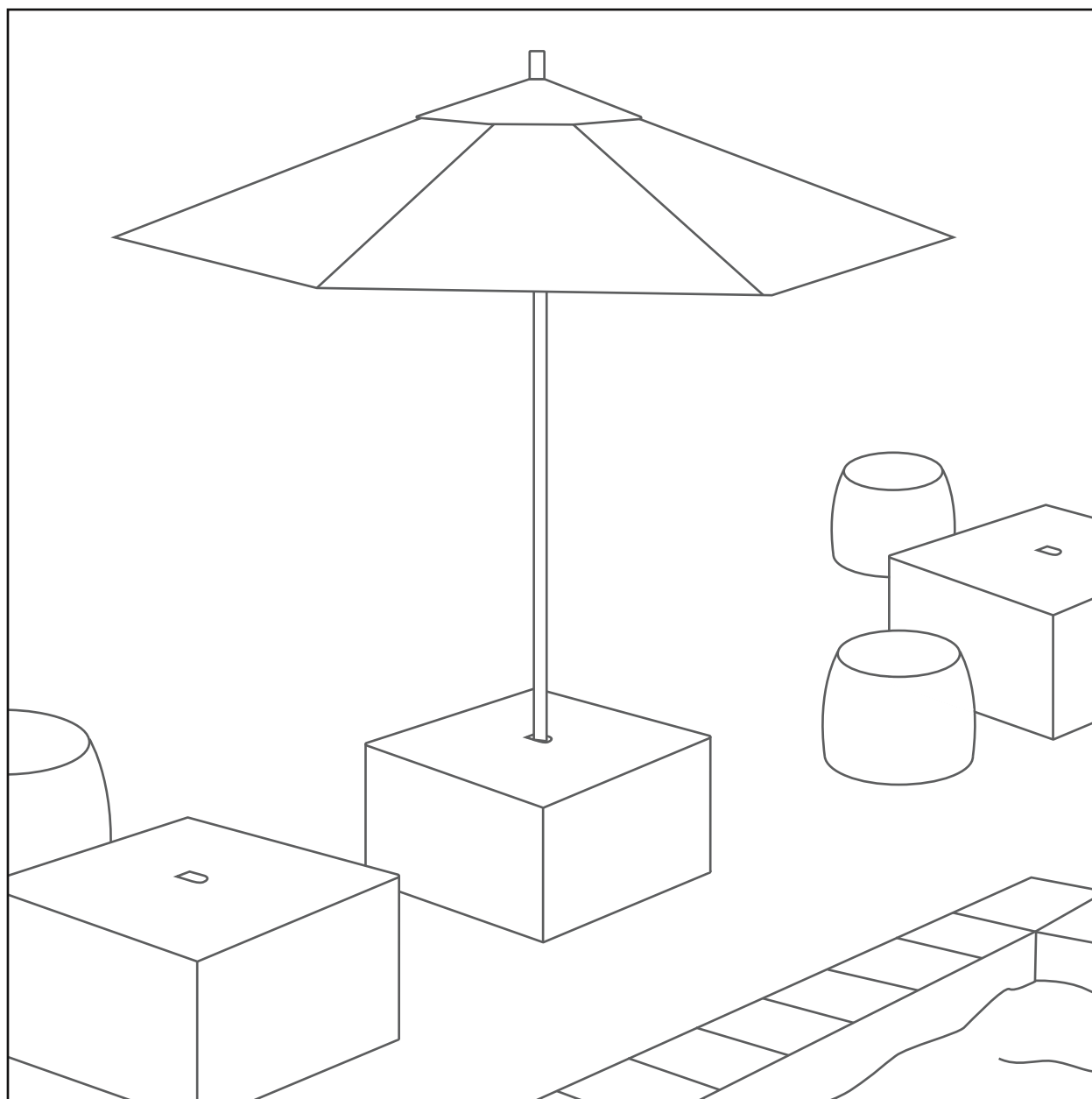


OUTDOOR BASE CUSHION

BSC30



Question about your product? Visit www.californiaumbrella.com and chat with us today.

COLOR OPTIONS

Sunbrella Granite

Sunbrella Indigo

PRODUCT DETAILS:

Outer Material: Sunbrella solution-dyed acrylic

Inner Material: Styrofoam, Cushion Foam, Polyester interior cover. **Exterior Dimensions:** 30" L X 30" W x 18" H

Inner Base Cut-Out: 24" L x 24" W x 4" H

Cushion Weight: 22lbs

Weight Capacity: 400lbs

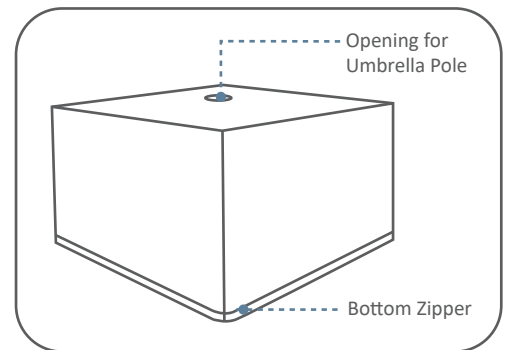
GENERAL CARE

To prolong life of BSC30 follow care instructions indicated below:

- 1 Setup in a flat, open, dry area.
- 2 Protect your outdoor cushion by storing in dry, cool, enclosed space while not in use.

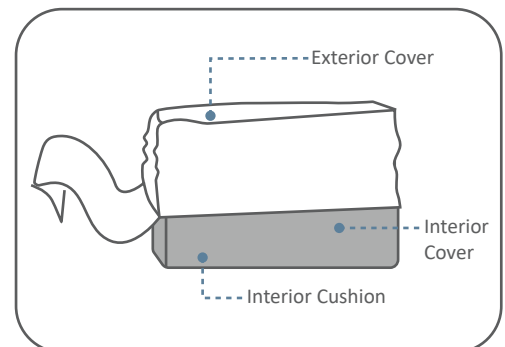
To safely remove cover from cushion:

- 1 Remove patio umbrella from base. For umbrella frames with two pole pieces, first remove the upper pole with canopy and then remove bottom pole.
- 2 Remove tightening knob on umbrella base.
- 3 Carefully lift cushion upwards, separating from umbrella base.
- 4 Place cushion on a flat, clean surface and unzip the bottom of the cover.
- 5 Remove bottom corners of cover first, and then lift upwards to remove the entire cover. Please note the interior polyester cover should remain on the base.



To safely reinstall cover on cushion:

- 1 Place your cushion on a clean flat surface. (Make sure the polyester interior cover is still on the cushion.)
- 2 Align unzipped exterior cover over your base.
- 3 Pull down the corners until the bottom of the cover is parallel with the bottom of cushion base. Zip closed and reinstall onto umbrella, or store if not in use.



CAUTION

- ! *While installed do not lean on umbrella pole, as it can damage both the cushion and umbrella.*
- ! *Use caution while sitting on cushion, weight distribution may affect equilibrium.*
- ! *Do not place Sunbrella cover in dryer because temperatures may cause fabric to shrink or distort.*
- ! *Do not wash or overly handle the Styrofoam interior and polyester interior cover.*
- ! *Do not ingest any of the materials as they can be hazardous to your health. If accidentally consumed, seek immediate medical attention.*



WARNING

Manufacturer and seller expressly disclaim any and all liability for personal injury, property damage or loss, whether direct, indirect, or incidental, resulting from the incorrect attachment, improper use, inadequate maintenance, or neglect of this product.

SUNBRELLA FABRIC COVER

Sunbrella fabrics do not promote mildew growth, however, mildew may grow on other foreign substances; make sure to regularly brush off dirt and debris from cushion.



MOLD & MILDEW

To remove mold or mildew:

- 1 Remove cover from cushion.
- 2 Prepare a solution of 1 cup of bleach and ¼ cup of mild soap per gallon of water.
- 3 Spray on entire area and allow to soak into fabric for 15 minutes.
- 4 Clean entire surface area with sponge, clean towel, or very soft bristle brush.
- 5 Rinse thoroughly to remove all soap residue and air dry. Once complete, reinstall onto foam base.

** for severe mold/mildew growth, bleach quantities may be increased.

For spills or stains on fabric:

- 1 Blot liquid spills immediately with a clean, dry cloth.
- 2 Spray a mild cleaning solution of soap and water (¼ cup of mild soap per gallon of water).
- 3 Rinse fabric thoroughly to remove all soap residue.
- 4 For extreme cases follow machine washing/drying instructions.
- 5 Air dry flat.



STAINS



WASHING / DRYING

Wash and dry instructions:

- 1 To wash, first close all zippers. Machine wash Sunbrella cover in cold water on a delicate wash cycle.
- 2 Air dry flat. The fabric may have some wrinkling, for these cases use an iron on the synthetic setting.

** Always test iron setting on a small area that is not visible, DO NOT use a steamer or iron on steam setting.

For a complete cleaning guide on Sunbrella fabric view at [sunbrella.com/cleaning-guide](https://www.sunbrella.com/cleaning-guide)

POLYESTER INTERIOR COVER:

Do not wash or dry polyester interior cover. Wipe clean with a damp cloth, do not immerse in water, and dry immediately after wiping with a dry cloth. If cover becomes wet, air dry flat.



WARNING

Manufacturer and seller expressly disclaim any and all liability for personal injury, property damage or loss, whether direct, indirect, or incidental, resulting from the incorrect attachment, improper use, inadequate maintenance, or neglect of this product.

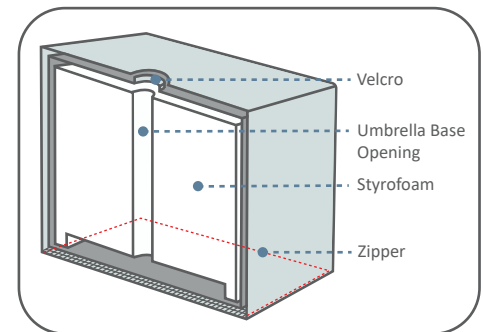
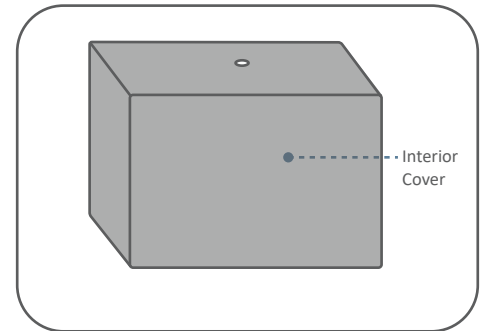
INTERIOR COMPONENTS GENERAL CARE

To prolong the life of Styrofoam and Polyester interior, do not overly handle, and do not place in a washing/drying machine. The polyester cover should only be removed in the case that the cushion was submerged in water and needs to air dry.

Follow instructions listed below.

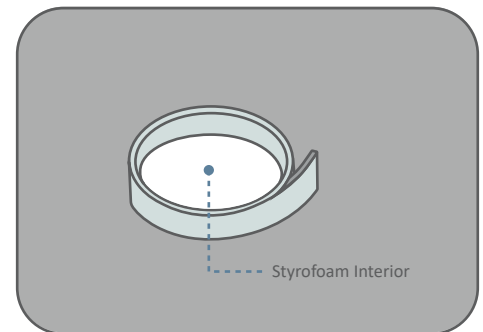
To safely remove interior cover from cushion:

- 1 First follow instructions to remove exterior cover.
- 2 Please note that the interior cover lines the opening for the umbrella pole. Turn base to the side and find the velcro fasteners located inside of the pole opening towards the bottom.
- 3 Unfasten the velcro.
- 4 Unzip the bottom of the cover. Your cover should be two separate pieces, still attached by one end of the zipper. (we will refer to these as top and bottom piece.)
- 5 Carefully remove the top piece first and then remove the bottom piece.



To safely reinstall interior cover:

- 1 Place your styrofoam cut out on a clean flat surface. (Make sure the cushion foam aligns with the the styrofoam cut out.)
- 2 Place the top piece of cover first on your foam, feed the tubing into the umbrella pole opening.
- 3 Turn the foam upside and affix the bottom piece of the cover to align with the top piece.
- 4 Zip close.
- 5 Align the velcro in the center cutout and fasten.



CUSHION FITS MOST UMBRELLA BASES

Styrofoam cut-out for umbrella base measures: 24"x24"x4" if base exceeds length or width of 24", cushion will not fit. If umbrella base exceeds height of 4" the cushion will not lay flat. DO NOT use cushion over a cross base as this type of base still requires weight. Please use measurments to determine whether this product will function with your umbrella base.



WARNING

Manufacturer and seller expressly disclaim any and all liability for personal injury, property damage or loss, whether direct, indirect, or incidental, resulting from the incorrect attachment, improper use, inadequate maintenance, or neglect of this product.