



Your Solutions Partner

INTRODUCING DUKE'S

Dunkin'® Lineup

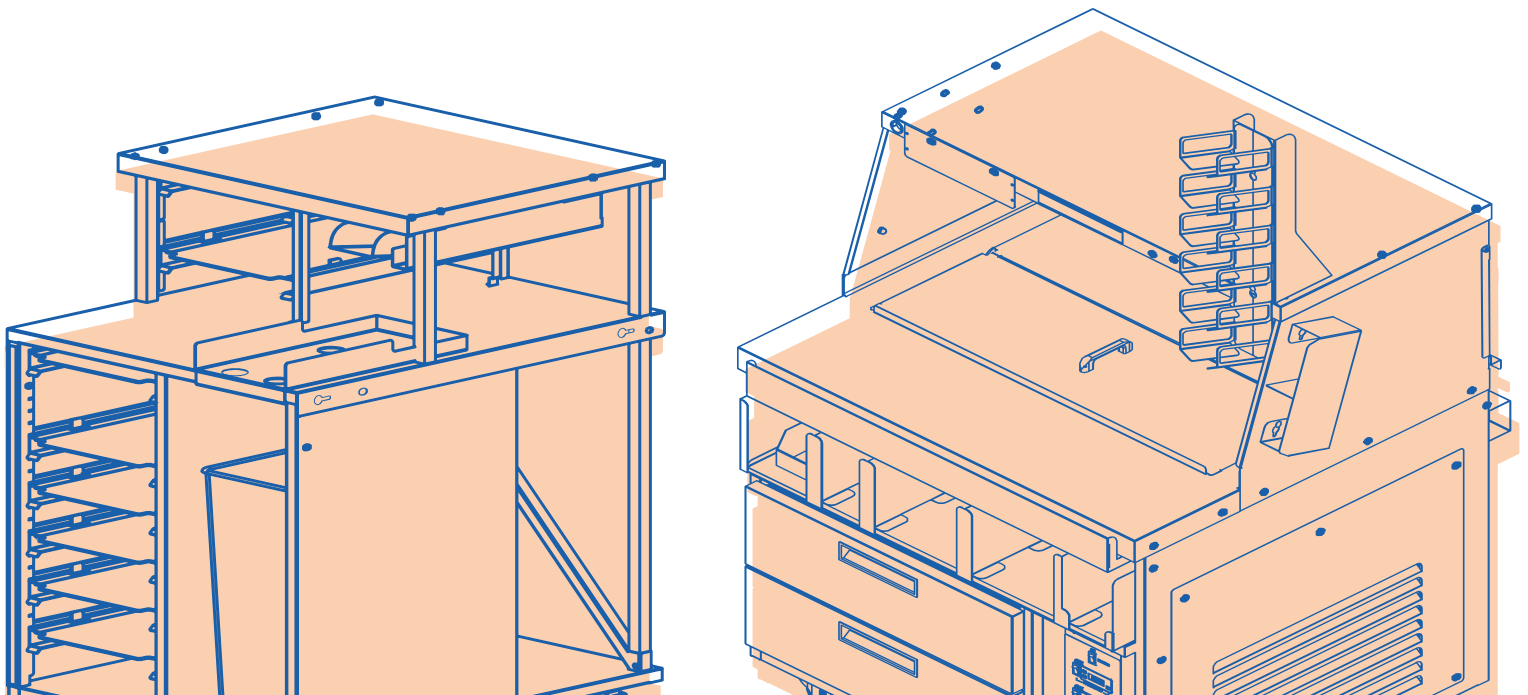


DUNKIN'®

Duke has the *modular* *equipment* package for **you**



Duke's modular production centers combine industry-leading holding and storage with advanced ergonomics in a compact footprint, making it the most optimal modular production center on the market. The self-contained design allows for it to work within the smallest of places to improve speed, increase efficiency, reduce waste and ensure proper food temperatures in hot kitchen environments.



Key Features you'll see in our lineup:

1 Patented Tri-Channel® Design

Our Tri-Channel® design allows for tighter, superior control of food temperatures. The absence of moving air in the cold rail eliminates dried out food. Duke's Tri-Channel® provides 2.5x more cold capacity than a traditional cold pan and eliminates the need for adapter bars. The outcome? Superior food quality and appearance.

2 KoolSystem™ Refrigeration

3 Easy Open Covers

Keeping food safe from external environments is important, but so is easy access when you need it! Our lineup provides easy access to the product in the worktop areas, enabling faster product builds while ensuring product remains at food-safe temperature with covers.

4 Built-in Wrap Storage

Sandwich wraps, universal sleeves, hash brown bags, and turbo liners are a few of the paper supplies you need to wrap that perfect product for delivery to the customer. In our lineup there are built-in locations for your paper supplies, keeping them neat, tidy and handy for your staff.

5 Flexibility

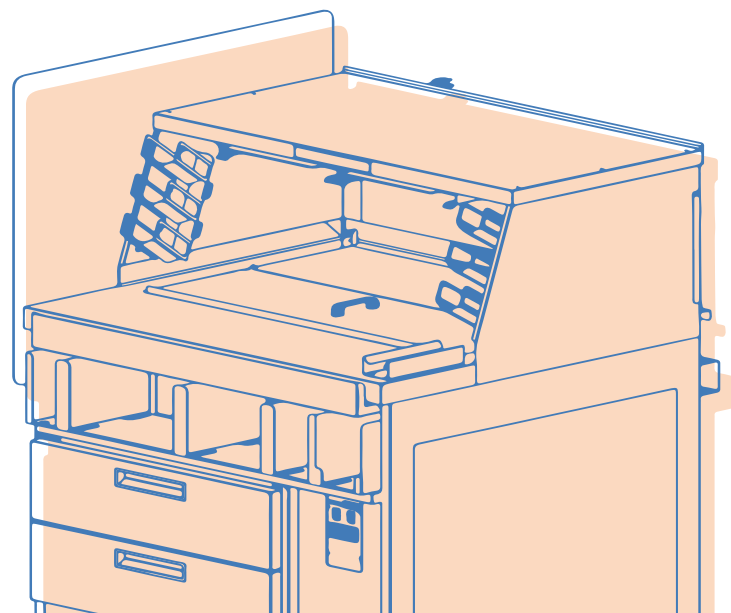
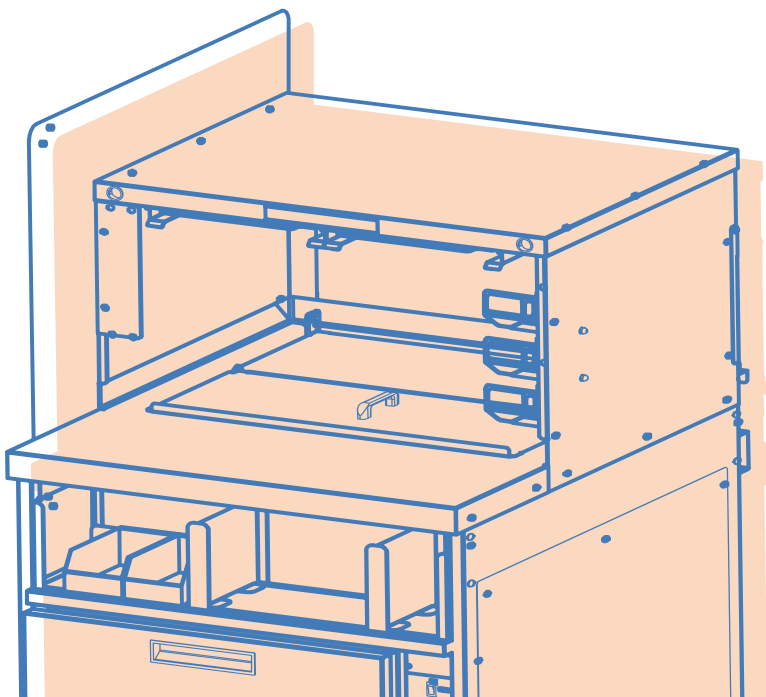

Our line up allows for 1/6, 1/3, and 1/2 size pans supporting different product mixes. Our Toast Station allows for flexible shelving supporting 3", 6", and 9" deep carrier pans in 8 available locations promoting safe food storage and freshness while supporting individual store product mixes. It also features built-in locations for small wares and trash receptacles.

6 Lighted Worktops (Refrigerated Units)

7 Designated Printer Locations

Cut-outs for associated technology cables

8 Easy to move and clean as all stations are **equipped with casters**.



32" Cook Station

DD32COOK-K—Universal Flow

WATTS	115
AMPS	10.4
NEMA	5-15
SHIPPING WEIGHT	565 lbs



BODY

- 4" Locking Casters
- Lower wrap shelf with left & right reversible wrapper holders and storage bins
- Extra deep work surface carving board area with crumb guard
- Bump bar mount reversible left or right
- LED light undershelf
- (2) undershelf-mounted supports for carrier bins with built in lid system (bins included)
- Left or right reversible heat shield
- Overshelf with lift-up back panel for easy cleaning

UNDER COUNTER REFRIGERATION

- (2) Fully extendable refrigerated drawers. Capacity = (12) 1/2 x 6" Deep Pans Each
- Digital thermostat
- KoolSystem™ refrigeration, includes 5 filters with unit

COLD PAN

- Countertop cold pan capacity (12) 1/2 x 6" deep pans, (4) butter holders included
- Stay-in-place fold up cold pan cover

ACCESSORIES (Included)

- Label holder with cover for station information
- Removable Bottle Holder - Capacity (3)



27" Toast Station

DD27TOAST-R2L

SHIPPING WEIGHT | 200 lbs



BODY

- 4" Locking Casters
- Removable shelf support angles for maximum adjustability and cleanability
- Pan supports
 - » (2) Fixed carrier supports with built-in covers under top shelf; adjustable positions for different pan sizes and configurations (no tools required)
 - » (6) Adjustable intermediate carrier pan supports with built-in covers; adjustable positions for different pan sizes and configurations (no tools required)
- 3", 5", 6" or 9" deep (12" x 18") pan acceptance and adjustability
- Vertical carrier label holders

ACCESSORIES (Included)

- Plastic trash can on the right hand side
- Undershelf-mounted removable knife block holder and metal tong holder
- Bagel slicer tray



40" Toast Station

DD40TOAST—Universal Flow

SHIPPING WEIGHT | 300 lbs



BODY

- 4" Locking Casters
- Removable shelf support angles for maximum adjustability and cleanability
- Pan supports
 - » (2) Fixed carrier supports with built-in covers under top shelf; adjustable positions for different pan sizes and configurations (no tools required)
 - » (10) Adjustable intermediate carrier pan supports with built-in covers; adjustable positions for different pan sizes and configurations (no tools required)
- 3", 5", 6" or 9" deep (12" x 18") pan acceptance and adjustability
- Vertical carrier label holders

ACCESSORIES (Included)

- Plastic trash can on the right side
- Undershelf-mounted removable knife block and metal tong holder
- Bagel slicer tray



32" Assembly & 12" Expeditor Station

DD32ASSEMBLY-K—Universal Flow

VOLTS	115
AMPS	10.4
NEMA	5-15
SHIPPING WEIGHT	565 lbs



BODY

- 4" Locking Casters
- Lower wrap shelf for sandwich wrappers, universal sleeves, and hash brown bags with left & right reversible wrapper holders and storage bins
- Extra deep work surface carving board area with crumb guard
- Bump bar mount reversible left or right
- LED light undershelf
- Expeditor overshelf, including printer shelf with upright condiment bins, a bag storage shelf, smallwares storage bins, and a plastic trash can

UNDER COUNTER REFRIGERATION

- (2) Fully extendable refrigerated drawers. Capacity = (12) 1/2 x 6" Deep Pans Each
- Digital thermostat
- KoolSystem™ refrigeration, includes 5 filters with unit

COLD PAN

- Counter top cold pan capacity (12) 1/2 x 6" deep pans, (4) butter holders included
- Stay-in-place fold up cold pan cover

ACCESSORIES (Included)

- Pull-out crumb collection pan
- Removable Bottle Holder - Capacity (6)
- Hash brown holder



38" Assembly Station

DD38ASSEMBLY-K—Universal Flow

VOLTS	115
AMPS	10.4
NEMA	5-15
SHIPPING WEIGHT	655 lbs



BODY

- 4" Locking Casters
- Lower wrap shelf with left & right reversible wrapper holders and storage bins
- Deep work surface carving board area with crumb guard
- Bump bar mount reversible left or right
- LED light undershelf
- Overshelf with lift-up back panel for easy cleaning

REFRIGERATION

- (2) Fully extendable refrigerated drawers; Capacity = (12) 1/2 x 6" Deep Pans Each
- Digital thermostat
- KoolSystem™ refrigeration, includes 5 filters with unit

COLD PAN

- Counter top cold pan capacity (15) 1/2 x 6" deep pans each, (4) cream cheese tub holders included
- Stay-in-place fold up cold pan cover

ACCESSORIES (Included)

- Pull-out crumb collection pan
- Removable Bottle Holder - Capacity (6)
- Plastic Trash Container
- Hot holding label holder with cover



38" Apod Cook & Assembly Station

DD38APOD-K—Universal Flow

VOLTS	115
AMPS	10.4
NEMA	5-15
SHIPPING WEIGHT	655 lbs



BODY

- 4" Locking Casters
- Lower wrap shelf with left & right reversible wrapper holders and storage bins
- Deep work surface carving board area with crumb guard
- Bump bar mount reversible left or right
- LED light undershelf
- Overshelf with lift-up back panel for easy cleaning
- (2) pan supports with built in lids under top shelf; (Holds (2) 12 x 18 x 3.5 pans, not included)

REFRIGERATION

- (2) Fully extendable refrigerated drawers; Capacity = (12) 1/2 x 6" Deep Pans Each
- Digital thermostat
- KoolSystem™ refrigeration, includes 5 filters with unit

COLD PAN

- Counter top cold pan capacity (15) 1/2 x 6" deep pans each, (4) cream cheese tub holders included
- Stay-in-place fold up cold pan cover

ACCESSORIES (Included)


- Pull-out crumb collection pan
- Removable Bottle Holder - Capacity (6)
- Hot holding label holder with cover



32" Apod Cook & 12" Expeditor Station

DD32APOD-K—Universal Flow

VOLTS	115
AMPS	10.4
NEMA	5-15
SHIPPING WEIGHT	565 lbs



BODY

- 4" Locking Casters
- Lower wrap shelf with left & right reversible wrapper holders and storage bins
- Deep work surface carving board area with crumb guard
- Bump bar mount reversible left or right
- LED light undershelf
- Overshelf with lift-up back panel for easy cleaning

REFRIGERATION

- (2) Fully extendable refrigerated drawers; Capacity = (12) 1/2 x 6" Deep Pans Each
- Digital thermostat
- KoolSystem™ refrigeration, includes 5 filters with unit

COLD PAN

- Counter top cold pan capacity (15) 1/2 x 6" deep pans each, (4) cream cheese tub holders included
- Stay-in-place fold up cold pan cover

ACCESSORIES (Included)

- Pull-out crumb collection pan
- Removable Bottle Holder - Capacity (6)
- Plastic Trash Container
- Hot holding label holder with cover



18" Expedite Tables

1 DD18EXPEDITE-APOD—Universal Flow

2 DD18EXPEDITE-PRINT—Universal Flow

SHIPPING WEIGHT | 135 LBS



BODY

- 6" Locking Casters
- Intermediate shelf for storage
- Stainless steel top with stainless steel legs and lower shelf

ACCESSORIES (Included)

- Waste can
- DD18EXPEDITE-APOD—Removable hash brown holder capacity (3 bags)
- DD18EXPEDITE-PRINT—Removable hash brown holder capacity (6 bags)
- Plastic trash container
- Expeditor overshelf, including a printer shelf with upright condiment bins, a bag storage shelf, and smallwares storage bins

1



2



94" Station Hybrid

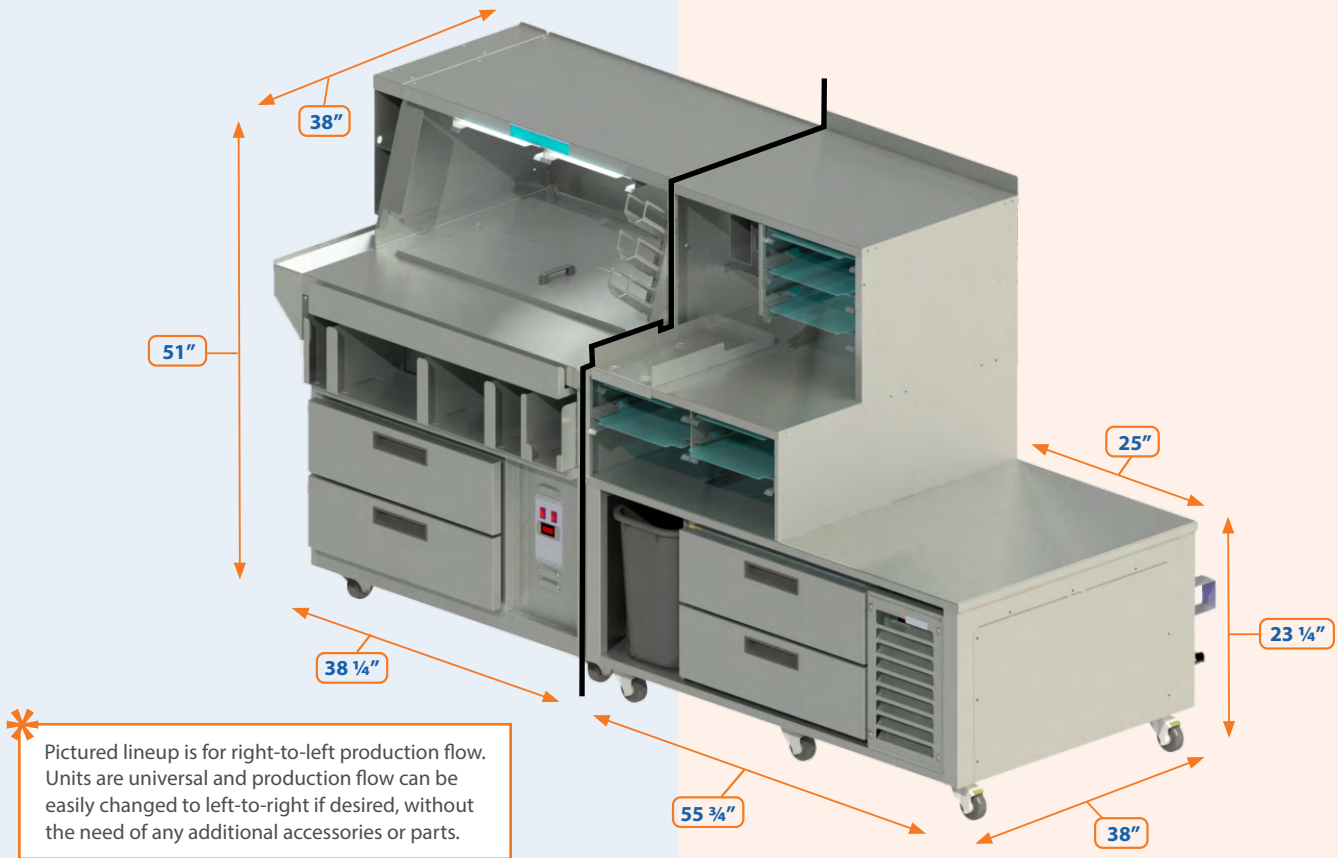
DD APOD —Universal Flow

A

VOLTS	115
AMPS	10.4
NEMA	5-15
SHIPPING WEIGHT	655 LBS

B

VOLTS	120
AMPS	3.9
NEMA	5-15
SHIPPING WEIGHT	393 LBS



A BODY

- 4" locking casters
- Lower wrap shelf with left and right reversible wrapper holders and storage bins
- Deep work surface carving board area with crumb guard Bump bar mounts reversible left or right
- LED light undershelf
- Overshelf with lift-up back panel for easy cleaning

REFRIGERATION

- (2) Fully extendable refrigerated drawers. Capacity = (12) 1/6 x 6" deep pans each (accommodates full, 1/2, 1/3, & 1/6 pans)
- Digital thermostat
- Kool system refrigeration, includes 5 filters with unit

COLD PAN

- Counter top cold pan capacity (15) 1/6 x 6" deep pans, (4) cream cheese tub holders included Stay-in-place fold up cold pan cove

ACCESSORIES (Included)

- Pull-out crumb collection pan
- Removable bottle holder capacity (6) bottles total
- Hot holding label holder with cover

B BODY

- Six (6) 4" locking casters
- Deep work surface area on left
- Other equipment area 25" x 33.25" on right
- 6 foot power cord

PREP AREA:

- Seven (7) fixed carrier pan supports with built-in covers
- Top-pan capacity*
 - Two (2) 12 x 18 x 3.5" / One (1) 12 x 18 x 6"
- Bottom-pan capacity*
 - Two (2) 12 x 18 x 3.5" / Two (2) 12 x 18 x 6"

REFRIGERATION

- (2) Fully extendable refrigerated drawers. Capacity = (12) 1/6 x 6" deep pans each
- Six (6) Adjustable support brackets
- Includes one (1) washable filter replacement

ACCESSORIES (Included)

- Bagel holder
- Tong holder
- Knife holder
- Plastic trash holder

* Pans **not** included



WARNING for CA residents: go to www.dukemfg.com/prop65 for Prop 65 warning(all products in brochure)



Your Solutions Partner

www.dukemfg.com

**DUKE CORPORATE
UNITED STATES, CANADA**

2305 N. Broadway
St. Louis, MO 63102

TOLL FREE: 800.735.3853
PHONE: 314.231.1130

customercare@dukemfg.com

**EUROPE, MIDDLE EAST,
AFRICA, RUSSIA**

Duke Manufacturing C.R. s.r.o
Logistický areál D 11, Hala DC06
Nehvizdy 1100
PSČ 250 81
Czech Republic

PHONE: (+420) 323.608.193

sales.emea@dukemfg.com

ASIA

No. 3 Building,
Lane 28, Yu Lv Road,
Malu Town, Jiading District
Shanghai 201801, China

PHONE:
+86.21.59153525/59153526

service.asiapac@dukemfg.com