



## Vestil Manufacturing Corp.

2999 North Wayne Street, P.O. Box 507, Angola, IN 46703

Telephone: (260) 665-7586 -or- Toll Free (800) 348-0868

Fax: (260) 665-1339

Web: [www.vestilmfg.com](http://www.vestilmfg.com) e-mail: [info@vestil.com](mailto:info@vestil.com)

# ASP-Series Adjustable Step Stands Instruction Manual



\*\*ASP-24-3 shown

### Receiving instructions:

After delivery, inspect the product closely to determine whether it sustained damage during transport. If damage is discovered, record a complete description of it on the bill of lading. If the product is undamaged, discard the packaging.

**NOTE:** The end-user is solely responsible for confirming that product design, installation, use, and maintenance comply with laws, regulations, codes, and mandatory standards applied where the product is used.

### Table of Contents

Signal Words.....	2
Safety Guidelines.....	2
Inspections.....	2
Specifications.....	3, 4
Height Adjustment Procedure.....	5
Handrail Installation.....	5
Using the Step Stand.....	5
Labeling Diagram.....	5
Limited warranty.....	6

## Signal Words:

This manual uses SIGNAL WORDS to indicate the likelihood of personal injuries, as well as the probable seriousness of those injuries, if the product is misused in the ways described. Other signal words call attention to uses of the product likely cause property damage.

The signal words used appear below along with the meaning of each word:



Identifies a hazardous situation which, if not avoided, **WILL** result in DEATH or SERIOUS INJURY. Use of this signal word is limited to the most extreme situations.



Identifies a hazardous situation which, if not avoided, **COULD** result in DEATH or SERIOUS INJURY.



Indicates a hazardous situation which, if not avoided, **COULD** result in MINOR or MODERATE injury.



Identifies practices likely to result in product/property damage, such as operation that might damage the product.

Each person who assembles, installs, uses, or maintains this product should read the entire manual **and fully understand the directions in advance. If after reading the manual you do not understand an instruction, ask your supervisor or employer for clarification, because failure to adhere to the directions in this manual might result in serious personal injury.**

## Safety Guidelines:

Vestil strives to identify all foreseeable hazards associated with the use of its products. However, no manual can address every possible risk. The most effective means for avoiding injury is to read all of the instructions prior to putting the steps into service and to apply sound judgment whenever using them.



Improper or careless use could result in serious personal injuries.

- **Read and understand the entire manual before assembling, using or servicing the product.** Read the manual to refresh your understanding of proper use and maintenance procedures.
- DO NOT modify the product in any way UNLESS you first obtain written approval from Vestil. Unapproved modifications automatically void the Limited Warranty on p. 6 and might make the steps unsafe to use.
- DO NOT exceed the capacity (see Label 287 in "Labeling diagram" on page 5). The net weight applied to the stand at any time must not exceed 500 pounds.
- DO NOT use the step stand unless it is level. Adjust the legs to level the steps. (See "Height adjustment" on p. 5).
- DO NOT use the steps on sloping or uneven ground. Only use the steps on level, even ground.
- DO NOT reach or lean far beyond the perimeter of the steps. Reaching or leaning could cause the steps to tip over.
- Inspect the product as described in "Inspections" (below). DO NOT use the steps unless they are in normal condition. Complete all necessary repairs and replacements before returning the product to service. DO NOT use the product until it is entirely restored to normal condition.
- DO NOT use this device UNLESS all product labels (see "Labeling Diagram" on p. 5) are readable and undamaged.



Proper use, maintenance, and storage are essential for this product to function properly.

- Apply touchup paint to all areas where the original finish is damaged. Use a steel bristle brush or steel wool to remove rust.
- Keep the product clean & dry.
- Periodically oil the threads of each leg.

## Inspections:

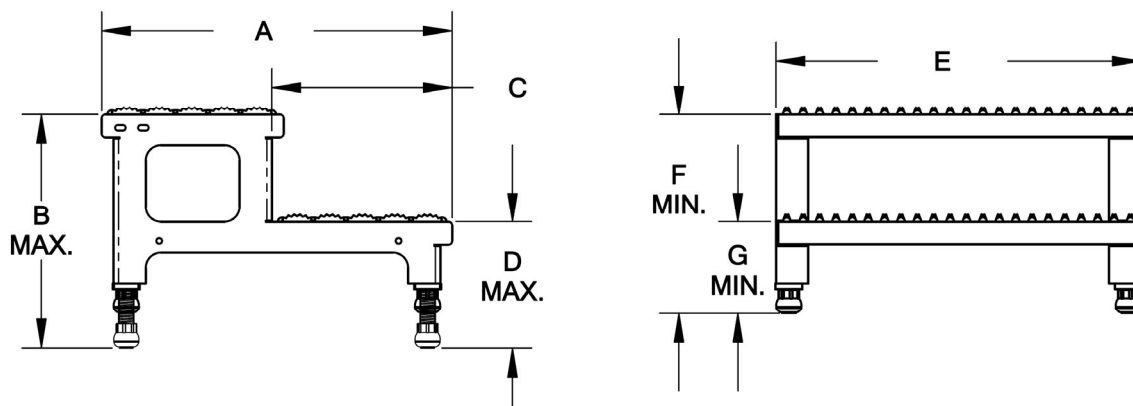
Before putting the step stand into service, inspect it closely. Make a written record that describes the appearance of the steps, the finish (paint/powder coat), the legs, and the rubber cap on the bottom of each leg. This written record establishes "normal condition". Inspect the unit before each use. Compare the inspection results to the written record to determine if the stand is in normal condition. Complete all repairs and replacements necessary to restore the unit to normal condition BEFORE using it again.

To order replacement leg caps, contact our service department at refer to part number 14-037-004. Handrails and mounting hardware is also available.

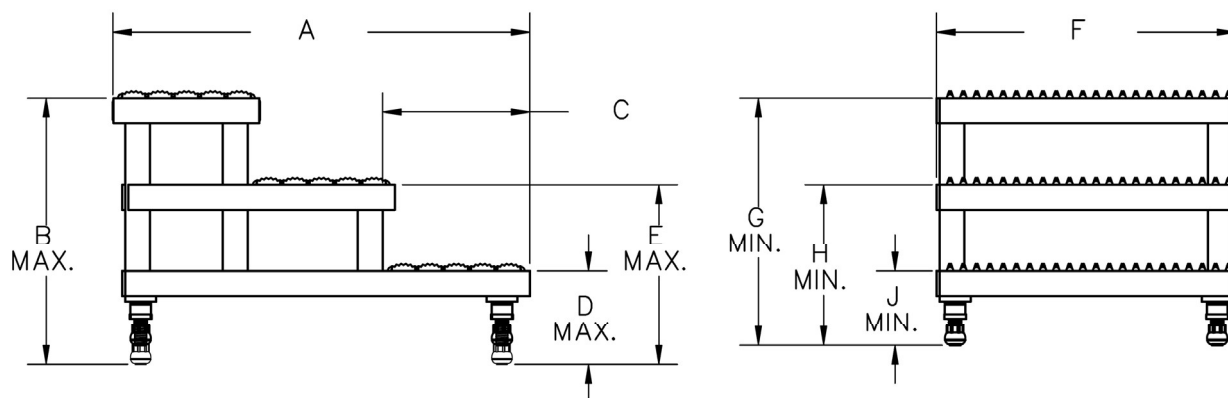
## Specifications:

Dimensions, capacity, and net weight of each ASP-series step system appear in the diagrams and table below.

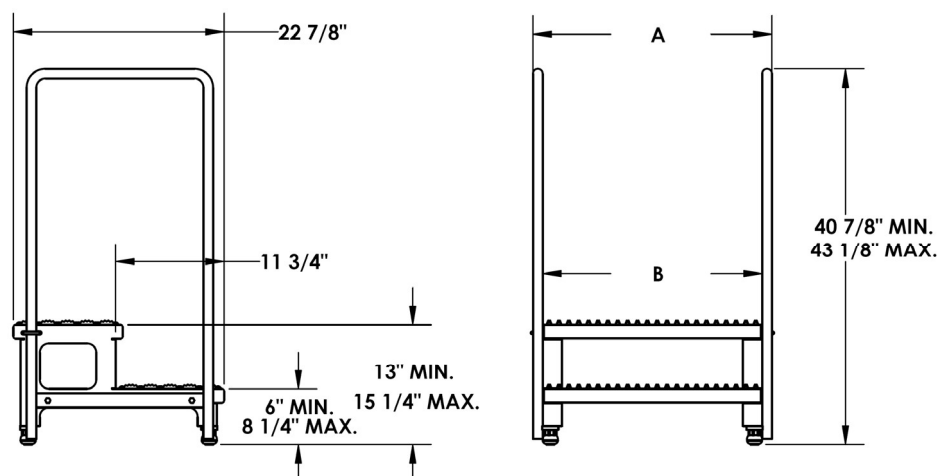
### 2-step models



Model	A	B	C	D	E	F	G	Net Weight	Capacity
ASP-24	22 <sup>7</sup> / <sub>8</sub> " 58 cm	15 <sup>1</sup> / <sub>4</sub> " 39 cm	11 <sup>3</sup> / <sub>4</sub> " 30 cm	8 <sup>1</sup> / <sub>4</sub> " 21 cm	23 <sup>13</sup> / <sub>16</sub> " 61 cm	13" 33 cm	6" 15 cm	45 lb. 20.4 kg	500 lb. 227.3 kg
ASP-24-A	22 <sup>3</sup> / <sub>4</sub> " 58 cm	14 <sup>1</sup> / <sub>2</sub> " 37 cm	11 <sup>7</sup> / <sub>8</sub> " 30 cm	7 <sup>1</sup> / <sub>2</sub> " 19 cm	24 <sup>1</sup> / <sub>8</sub> " 61 cm	13" 33 cm	6" 15 cm	32 lb. 14.4 kg	500 lb. 227.3 kg
ASP-24-SS	22 <sup>7</sup> / <sub>8</sub> " 58 cm	15 <sup>1</sup> / <sub>4</sub> " 39 cm	11 <sup>3</sup> / <sub>4</sub> " 30 cm	8 <sup>1</sup> / <sub>4</sub> " 21 cm	23 <sup>3</sup> / <sub>4</sub> " 60 cm	13 <sup>1</sup> / <sub>4</sub> " 34 cm	6 <sup>1</sup> / <sub>4</sub> " 16 cm	34 lb. 15.2 kg	500 lb. 227.3 kg
ASP-24-2-VAI	22 <sup>7</sup> / <sub>8</sub> " 58 cm	19 <sup>1</sup> / <sub>4</sub> " 49 cm	11 <sup>3</sup> / <sub>4</sub> " 30 cm	12 <sup>1</sup> / <sub>4</sub> " 31 cm	23 <sup>13</sup> / <sub>16</sub> " 61 cm	15" 38 cm	8" 20 cm	48 lb. 21.8 kg	500 lb. 227.3 kg
ASP-36	22 <sup>7</sup> / <sub>8</sub> " 58 cm	15 <sup>1</sup> / <sub>4</sub> " 39 cm	11 <sup>3</sup> / <sub>4</sub> " 30 cm	8 <sup>1</sup> / <sub>4</sub> " 21 cm	36 <sup>3</sup> / <sub>16</sub> " 92 cm	13" 33 cm	6" 15 cm	59 lb. 26.7 kg	500 lb. 227.3 kg
ASP-36-A	22 <sup>3</sup> / <sub>4</sub> " 58 cm	14 <sup>1</sup> / <sub>2</sub> " 37 cm	11 <sup>7</sup> / <sub>8</sub> " 30 cm	7 <sup>1</sup> / <sub>2</sub> " 19 cm	36 <sup>1</sup> / <sub>8</sub> " 92 cm	13" 33 cm	6" 15 cm	43 lb. 19.5 kg	500 lb. 227.3 kg
ASP-36-SS	22 <sup>7</sup> / <sub>8</sub> " 58 cm	15 <sup>1</sup> / <sub>4</sub> " 39 cm	11 <sup>3</sup> / <sub>4</sub> " 30 cm	8 <sup>1</sup> / <sub>4</sub> " 21 cm	35 <sup>3</sup> / <sub>4</sub> " 91 cm	13 <sup>1</sup> / <sub>4</sub> " 34 cm	6 <sup>1</sup> / <sub>4</sub> " 16 cm	56 lb. 25.3 kg	500 lb. 227.3 kg
ASP-48	22 <sup>7</sup> / <sub>8</sub> " 58 cm	15 <sup>1</sup> / <sub>4</sub> " 39 cm	11 <sup>3</sup> / <sub>4</sub> " 30 cm	8 <sup>1</sup> / <sub>4</sub> " 21 cm	48 <sup>1</sup> / <sub>2</sub> " 123 cm	13" 33 cm	6" 15 cm	73 lb. 33.2 kg	500 lb. 227.3 kg
ASP-48-A	22 <sup>3</sup> / <sub>4</sub> " 58 cm	14 <sup>1</sup> / <sub>2</sub> " 37 cm	11 <sup>7</sup> / <sub>8</sub> " 30 cm	7 <sup>1</sup> / <sub>2</sub> " 19 cm	48 <sup>1</sup> / <sub>8</sub> " 122 cm	13" 33 cm	6" 15 cm	52 lb. 23.7 kg	500 lb. 227.3 kg
ASP-48-SS	22 <sup>7</sup> / <sub>8</sub> " 58 cm	15 <sup>1</sup> / <sub>4</sub> " 39 cm	11 <sup>3</sup> / <sub>4</sub> " 30 cm	8 <sup>1</sup> / <sub>4</sub> " 21 cm	47 <sup>3</sup> / <sub>4</sub> " 121 cm	13 <sup>1</sup> / <sub>4</sub> " 34 cm	6 <sup>1</sup> / <sub>4</sub> " 16 cm	50 lb. 22.5 kg	500 lb. 227.3 kg
ASP-60	22 <sup>7</sup> / <sub>8</sub> " 58 cm	15 <sup>1</sup> / <sub>4</sub> " 39 cm	11 <sup>3</sup> / <sub>4</sub> " 30 cm	8 <sup>1</sup> / <sub>4</sub> " 21 cm	59 <sup>3</sup> / <sub>4</sub> " 152 cm	13" 33 cm	6" 15 cm	98 lb. 44.5 kg	500 lb. 227.3 kg
ASP-60-A	22 <sup>3</sup> / <sub>4</sub> " 58 cm	14 <sup>1</sup> / <sub>2</sub> " 37 cm	11 <sup>7</sup> / <sub>8</sub> " 30 cm	7 <sup>1</sup> / <sub>2</sub> " 19 cm	60 <sup>1</sup> / <sub>8</sub> " 153 cm	13" 33 cm	6" 15 cm	69 lb. 31.0 kg	500 lb. 227.3 kg
ASP-60-SS	22 <sup>7</sup> / <sub>8</sub> " 58 cm	15 <sup>1</sup> / <sub>4</sub> " 39 cm	11 <sup>3</sup> / <sub>4</sub> " 30 cm	8 <sup>1</sup> / <sub>4</sub> " 21 cm	59 <sup>3</sup> / <sub>4</sub> " 152 cm	13 <sup>1</sup> / <sub>4</sub> " 34 cm	6 <sup>1</sup> / <sub>4</sub> " 16 cm	92 lb. 41.8 kg	500 lb. 227.3 kg
ASP-72	22 <sup>7</sup> / <sub>8</sub> " 58 cm	15 <sup>1</sup> / <sub>4</sub> " 39 cm	11 <sup>3</sup> / <sub>4</sub> " 30 cm	8 <sup>1</sup> / <sub>4</sub> " 21 cm	72 <sup>1</sup> / <sub>16</sub> " 183 cm	13" 33 cm	6" 15 cm	113 lb. 51.2 kg	500 lb. 227.3 kg
ASP-72-A	22 <sup>3</sup> / <sub>4</sub> " 58 cm	14 <sup>1</sup> / <sub>2</sub> " 37 cm	11 <sup>7</sup> / <sub>8</sub> " 30 cm	7 <sup>1</sup> / <sub>2</sub> " 19 cm	72 <sup>1</sup> / <sub>8</sub> " 183 cm	13" 33 cm	6" 15 cm	78 lb. 35.1 kg	500 lb. 227.3 kg
ASP-72-SS	22 <sup>7</sup> / <sub>8</sub> " 58 cm	15 <sup>1</sup> / <sub>4</sub> " 39 cm	11 <sup>3</sup> / <sub>4</sub> " 30 cm	8 <sup>1</sup> / <sub>4</sub> " 21 cm	71 <sup>3</sup> / <sub>4</sub> " 182 cm	13 <sup>1</sup> / <sub>4</sub> " 34 cm	6 <sup>1</sup> / <sub>4</sub> " 16 cm	106 lb. 47.8 kg	500 lb. 227.3 kg

**3-step models**

Model	A	B	C	D	E	F	G	H	J	Net Weight	Capacity
ASP-24-3	33 <sup>7</sup> / <sub>8</sub> " 58 cm	22 <sup>1</sup> / <sub>4</sub> " 57 cm	11 <sup>3</sup> / <sub>4</sub> " 30 cm	8 <sup>1</sup> / <sub>4</sub> " 21 cm	15 <sup>1</sup> / <sub>4</sub> " 39 cm	23 <sup>13</sup> / <sub>16</sub> " 61 cm	20" 51 cm	13" 33 cm	6" 15 cm	69 lb. 31.2 kg	500 lb. 227.3 kg
ASP-24-3-A	33 <sup>5</sup> / <sub>8</sub> " 85 cm	21 <sup>1</sup> / <sub>2</sub> " 55 cm	11 <sup>7</sup> / <sub>8</sub> " 30 cm	7 <sup>1</sup> / <sub>2</sub> " 19 cm	14 <sup>1</sup> / <sub>2</sub> " 37 cm	24 <sup>1</sup> / <sub>8</sub> " 61 cm	20" 51 cm	13" 33 cm	6" 15 cm	55 lb. 24.9 kg	500 lb. 227.3 kg
ASP-24-SS	33 <sup>7</sup> / <sub>8</sub> " 58 cm	22 <sup>1</sup> / <sub>4</sub> " 57 cm	11 <sup>3</sup> / <sub>4</sub> " 30 cm	8 <sup>1</sup> / <sub>4</sub> " 21 cm	15 <sup>1</sup> / <sub>4</sub> " 39 cm	23 <sup>3</sup> / <sub>4</sub> " 60 cm	20 <sup>1</sup> / <sub>4</sub> " 51 cm	13 <sup>1</sup> / <sub>4</sub> " 34 cm	6 <sup>1</sup> / <sub>4</sub> " 16 cm	53 lb. 23.8 kg	500 lb. 227.3 kg
ASP-36-3	33 <sup>7</sup> / <sub>8</sub> " 58 cm	22 <sup>1</sup> / <sub>4</sub> " 57 cm	11 <sup>3</sup> / <sub>4</sub> " 30 cm	8 <sup>1</sup> / <sub>4</sub> " 21 cm	15 <sup>1</sup> / <sub>4</sub> " 39 cm	36 <sup>1</sup> / <sub>16</sub> " 92 cm	20" 51 cm	13" 33 cm	6" 15 cm	90 lb. 40.6 kg	500 lb. 227.3 kg
ASP-36-3-A	33 <sup>5</sup> / <sub>8</sub> " 55 cm	21 <sup>1</sup> / <sub>2</sub> " 55 cm	11 <sup>7</sup> / <sub>8</sub> " 30 cm	7 <sup>1</sup> / <sub>2</sub> " 19 cm	14 <sup>1</sup> / <sub>2</sub> " 37 cm	36 <sup>1</sup> / <sub>8</sub> " 92 cm	20" 51 cm	13" 33 cm	6" 15 cm	74 lb. 33.5 kg	500 lb. 227.3 kg
ASP-36-3-SS	33 <sup>7</sup> / <sub>8</sub> " 58 cm	22 <sup>1</sup> / <sub>4</sub> " 57 cm	11 <sup>3</sup> / <sub>4</sub> " 30 cm	8 <sup>1</sup> / <sub>4</sub> " 21 cm	15 <sup>1</sup> / <sub>4</sub> " 39 cm	35 <sup>3</sup> / <sub>4</sub> " 91 cm	20 <sup>1</sup> / <sub>4</sub> " 51 cm	13 <sup>1</sup> / <sub>4</sub> " 34 cm	6 <sup>1</sup> / <sub>4</sub> " 16 cm	86 lb. 38.9 kg	500 lb. 227.3 kg
ASP-48-3	33 <sup>7</sup> / <sub>8</sub> " 58 cm	22 <sup>1</sup> / <sub>4</sub> " 57 cm	11 <sup>3</sup> / <sub>4</sub> " 30 cm	8 <sup>1</sup> / <sub>4</sub> " 21 cm	15 <sup>1</sup> / <sub>4</sub> " 39 cm	48 <sup>1</sup> / <sub>2</sub> " 123 cm	20" 51 cm	13" 33 cm	6" 15 cm	111 lb. 50.3 kg	500 lb. 227.3 kg
ASP-48-3-A	33 <sup>5</sup> / <sub>8</sub> " 55 cm	21 <sup>1</sup> / <sub>2</sub> " 55 cm	11 <sup>7</sup> / <sub>8</sub> " 30 cm	7 <sup>1</sup> / <sub>2</sub> " 19 cm	14 <sup>1</sup> / <sub>2</sub> " 37 cm	48 <sup>1</sup> / <sub>8</sub> " 122 cm	20" 51 cm	13" 33 cm	6" 15 cm	89 lb. 40.1 kg	500 lb. 227.3 kg
ASP-48-3-SS	33 <sup>7</sup> / <sub>8</sub> " 58 cm	22 <sup>1</sup> / <sub>4</sub> " 57 cm	11 <sup>3</sup> / <sub>4</sub> " 30 cm	8 <sup>1</sup> / <sub>4</sub> " 21 cm	15 <sup>1</sup> / <sub>4</sub> " 39 cm	47 <sup>3</sup> / <sub>4</sub> " 121 cm	20 <sup>1</sup> / <sub>4</sub> " 51 cm	13 <sup>1</sup> / <sub>4</sub> " 34 cm	6 <sup>1</sup> / <sub>4</sub> " 16 cm	111 lb. 50.1 kg	500 lb. 227.3 kg
ASP-60-3	33 <sup>7</sup> / <sub>8</sub> " 58 cm	22 <sup>1</sup> / <sub>4</sub> " 57 cm	11 <sup>3</sup> / <sub>4</sub> " 30 cm	8 <sup>1</sup> / <sub>4</sub> " 21 cm	15 <sup>1</sup> / <sub>4</sub> " 39 cm	59 <sup>3</sup> / <sub>4</sub> " 152 cm	20" 51 cm	13" 33 cm	6" 15 cm	150 lb. 68.1 kg	500 lb. 227.3 kg
ASP-72-3	33 <sup>7</sup> / <sub>8</sub> " 58 cm	22 <sup>1</sup> / <sub>4</sub> " 57 cm	11 <sup>3</sup> / <sub>4</sub> " 30 cm	8 <sup>1</sup> / <sub>4</sub> " 21 cm	15 <sup>1</sup> / <sub>4</sub> " 39 cm	72 <sup>1</sup> / <sub>16</sub> " 183 cm	20" 51 cm	13" 33 cm	6" 15 cm	172 lb. 78.1	500 lb. 227.3 kg

**Models with handrails**

**Model	ASP-24-HR	ASP-36-HR	ASP-48-HR
A	25 <sup>15</sup> / <sub>16</sub> " 66 cm	38 <sup>3</sup> / <sub>16</sub> " 97 cm	50 <sup>1</sup> / <sub>2</sub> " 128 cm
B	23 <sup>13</sup> / <sub>16</sub> " 61 cm	36 <sup>3</sup> / <sub>16</sub> " 92 cm	48 <sup>1</sup> / <sub>2</sub> " 123 cm
Net wt.	68 lb. 30.7 kg	82 lb. 37.0 kg	96 lb. 43.4 kg
Capacity (steps)	500 lb. 227.3 kg	500 lb. 227.3 kg	500 lb. 227.3 kg

\*\*NOTE: Capacity figures ONLY apply to the steps and not the handrails. Do not lean against the handrails.

### Height adjustment procedure:

Each leg is independently adjustable. To extend the legs (and increase height), turn the legs counterclockwise. To lower the step stand, turn the legs clockwise. After adjusting the legs, set the step stand on its feet and check its levelness. Adjust the legs as needed to make the stand level. Do not use the step stand unless it is level.



Turn leg counterclockwise to increase platform height

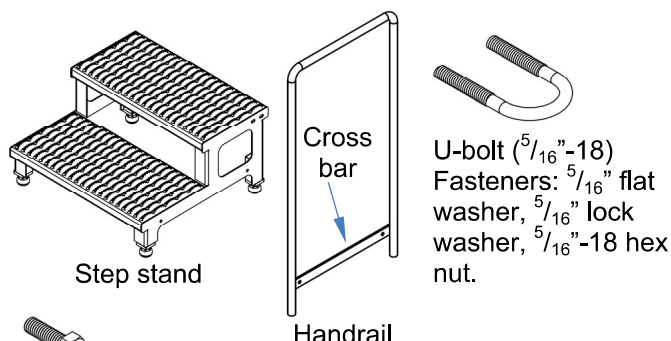
### Using the step stand:

Set the step stand as close to the work site as possible. The rubber caps on the legs should prevent the stand from moving while you use the stand. If any cap is damaged or severely worn, replace the caps before using the stand.

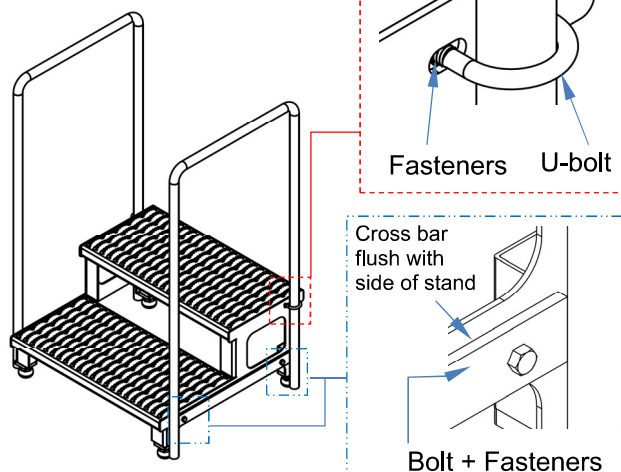
Center yourself on the steps as you climb them. Do not reach far beyond the stand. If the object you need to retrieve requires you to reach, move the unit closer to the object. Both feet should remain in contact with the step while you retrieve items. Always remain flat-footed while standing on the steps: Do not stand on your toes!

### Handrail installation (models ASP-24-HR, ASP-36-HR, & ASP-48-HR):

Attach handrails to the step stand with  $\frac{5}{16}$ " hardware as shown in the diagrams. Cross bar should lay flat against side of stand.

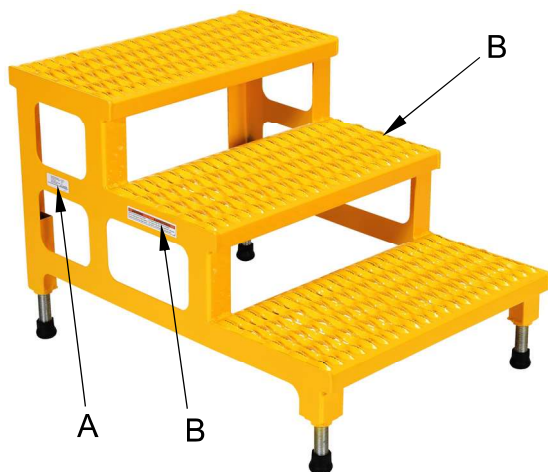


Bolt:  $\frac{5}{16}$ "-18 x 1"  
Fasteners:  $\frac{5}{16}$ " lock washer and  $\frac{5}{16}$ "-18 hex nut



### Labeling diagram:

The step stand should always be labeled as shown in the diagram. Replace a label if it is missing or not easily readable (severely faded or damaged, for example).



#### A: Label 287 (Model, Serial no., & Capacity)

MODEL/MODÉLO/MODÈLE	
STATIC CAPACITY (evenly distributed)	_____ lbs.
LA CAPACIDAD CONSTANTE (distribuida uniformemente)	_____ kgs.
CAPACITÉ STATIQUE (distribuée régulièrement)	_____ kgs.
SERIAL/SERIE/SÉRIE	_____

287 REV 0812

#### B: Label 213 (Hazards of Use)

⚠ WARNING	⚠ ADVERTENCIA
Stand must be level and stable Do not load beyond rated capacity Center and Distribute load evenly	El soporte debe ser el nivel y estable No cargue más allá de la capacidad calculada El centro y Distribuye laod regularmente

213  
rev 0111



## LIMITED WARRANTY

Vestil Manufacturing Corporation ("Vestil") warrants this product to be free of defects in material and workmanship during the warranty period. *Our warranty obligation is to provide a replacement for a defective original part if the part is covered by the warranty, after we receive a proper request from the warrantee (you) for warranty service.*

### Who may request service?

Only a warrantee may request service. *You are a warrantee if* you purchased the product from Vestil or from an authorized distributor AND Vestil has been fully paid.

### What is an "original part"?

An original part is a part used to make the product as shipped to the warrantee.

### What is a "proper request"?

A request for warranty service is proper if Vestil receives: 1) a photocopy of the Customer Invoice that displays the shipping date; AND 2) a written request for warranty service including your name and phone number. Send requests by any of the following methods:

Mail  
Vestil Manufacturing Corporation  
2999 North Wayne Street, PO Box 507  
Angola, IN 46703

Fax  
(260) 665-1339  
Phone  
(260) 665-7586

Email  
sales@vestil.com

In the written request, list the parts believed to be defective and include the address where replacements should be delivered.

### What is covered under the warranty?

After Vestil receives your request for warranty service, an authorized representative will contact you to determine whether your claim is covered by the warranty. Before providing warranty service, Vestil may require you to send the entire product, or just the defective part or parts, to its facility in Angola, IN. The warranty covers defects in the following *original* dynamic components: motors, hydraulic pumps, electronic controllers, switches and cylinders. It also covers defects in *original* parts that wear under normal usage conditions ("wearing parts"): bearings, hoses, wheels, seals, brushes, batteries, and the battery charger.

### How long is the warranty period?

The warranty period for original dynamic components is 90 days. For wearing parts, the warranty period is 90 days. The warranty periods begin on the date when Vestil ships the product to the warrantee. If the product was purchased from an authorized distributor, the periods begin when the distributor ships the product. Vestil may, at its sole discretion, extend the warranty periods for products shipped from authorized distributors by *up to* 30 days to account for shipping time.

### If a defective part is covered by the warranty, what will Vestil do to correct the problem?

Vestil will provide an appropriate replacement for any *covered* part. An authorized representative of Vestil will contact you to discuss your claim.

### What is not covered by the warranty?

1. Labor;
2. Freight;
3. Occurrence of any of the following, which automatically voids the warranty:
  - Product misuse;
  - Negligent operation or repair;
  - Corrosion or use in corrosive environments;
  - Inadequate or improper maintenance;
  - Damage sustained during shipping;
  - Collisions or other incidental contacts causing damage to the product;
  - Unauthorized modifications: DO NOT modify the product IN ANY WAY without first receiving written authorization from Vestil. Modification(s) might make the product unsafe to use or might cause excessive and/or abnormal wear.

### Do any other warranties apply to the product?

Vestil Manufacturing Corp. makes no other express warranties. All implied warranties are disclaimed to the extent allowed by law. Any implied warranty not disclaimed is limited in scope to the terms of this Limited Warranty.

