

## CHANGING PARAMETERS ENTER MANAGER SECURITY CODE: 1001



## CHANGING PARAMETERS IS REQUIRED TO CHANGE ALL CODES BELOW

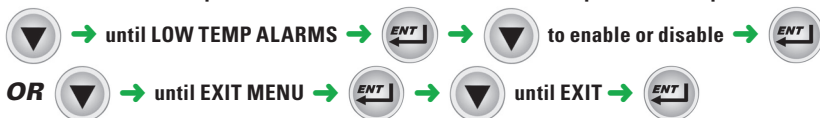
### CHEMICAL PUMP enable or disable the detergent pump or rinse aid pump.



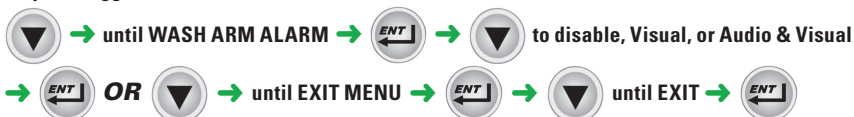
### WASH CYCLE allows the customization of total run time.



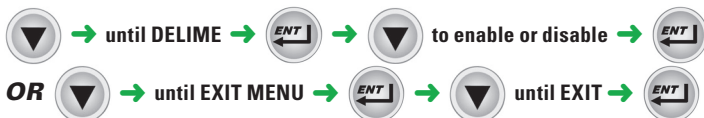
### LOW TEMP ALARMS for hot machines only: (parameter) enables or disables alert indicating that the final rinse temperature has been below the minimum temperature for a period of time.



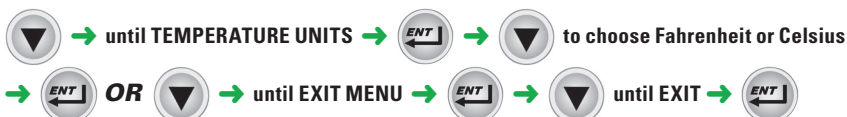
### WASH ARM ALARM enables or disables an alarm that alerts the operator that the wash arms may be clogged or blocked.



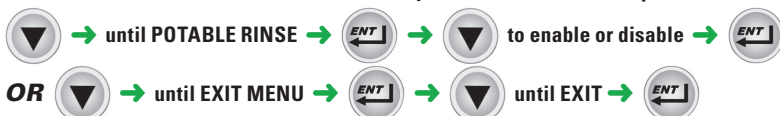
### DELIME enables or disables the delime reminder alert.



### TEMPERATURE UNITS allows the choice of Fahrenheit or Celsius.



### POTABLE RINSE for cold machines only enables or disables the potable water rinse option.



**DIRTY WATER INDICATOR** disables or gives a choice of how many cycles the machine will run between dirty water alert and refresh cycles.

▼ → until DIRTY WATER INDICATOR → ENT → ▼ to Disable, 20 cycles, 40 cycles, or 60 cycles → ENT OR ▼ → until EXIT MENU → ENT → ▼ until EXIT → ENT

**ENERGY SAVER MODE** disables or gives choice of how many hours before the unit will stay on before entering energy saving mode.

▼ → until ENERGY SAVING MODE → ENT → ▼ to Disabled, 1 Hour, 2 Hours, or 3 Hours → ENT OR ▼ → until EXIT MENU → ENT → ▼ until EXIT → ENT

**ADD CHEMICAL ALERT** enable or disable the audio alert of missing chemicals.

▼ → until ADD CHEM AUDIO ALERT → ENT → ▼ to enable or disable → ENT OR ▼ → until EXIT MENU → ENT → ▼ until EXIT → ENT

**END CYCLE AUDIO ALERT** enable or disable the unit creating an audio alert at the end of each wash cycle.

▼ → until END CYCLE AUDIO ALERT → ENT → ▼ to enable or disable → ENT OR ▼ → until EXIT MENU → ENT → ▼ until EXIT → ENT

**LANGUAGE** allows the choice of English, French or Spanish language.

▼ → until LANGUAGE → ENT → ▼ to English, French or Spanish → ENT OR ▼ → until EXIT MENU → ENT → ▼ until EXIT → ENT

**advansys BUTTON** allows the customization of the **advansys** button to be used for a variety of options.

▼ → until **advansys** BUTTON → ENT → ▼ to: Clean Sump, One Light Wash, One Normal Wash, One Heavy Wash (LXe only), Run Delime Cycle, or Energy Saver → ENT OR ▼ → until EXIT MENU → ENT → ▼ until EXIT → ENT

**EXIT MENU TO MAIN MANAGER MENU**

→ ▼ until EXIT MENU → ENT

**DELIME NOW** allows for a single delime cycle to be run from the menu at anytime.

Note: this operation takes 20-45 minutes depending on conditions.

▼ → until DELIME NOW → ENT → ▼ to YES or NO → ENT (this will exit menu)

