


ON / OFF



Switch on: Push the coder 1 second
Switch off: Push the coder 3 seconds
Settings / adjustments: rotate the coder
Settings validation: One push on the coder

Combi mode :
To set humidity,
press twice on



MANUAL MODE

1 Temperature

2 Time

3 Humidity



Choose Menu:
Auto / Manual ABC or JET/
Toolbox

Select Mode:
Convection / Steam / Combi

Set Temperature

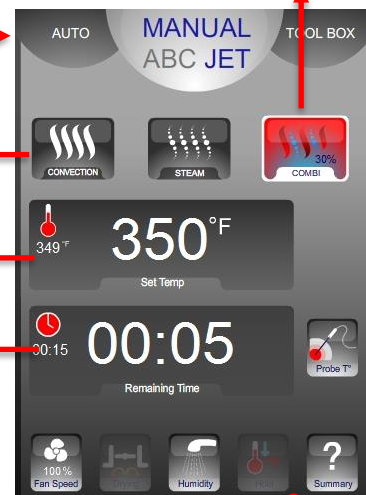
Select Time /
Probe Temperature

Select Time

Automatic Humidity adjustment
based on temperature selection.
Manually change if desired. 0% is
similar to convection setting with
vent open, 100% is always adding
humidity

Set fan
speed

Continuous cooking
process



Press to humidify
during cooking
(Convection/Combi)



Open / Close
the vent

Cooking
details

AUTO MODE

1 Auto

2 Recipe

3 Start



Choose Menu:
Multiproduct / Vulcan (recipes)
/ My favorites / My Recipes

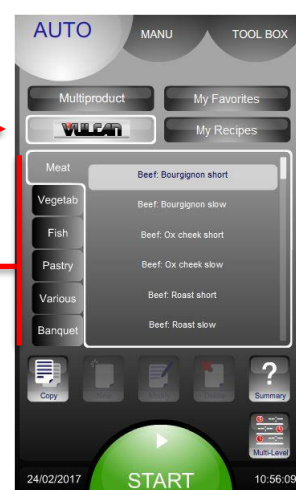
6 families with direct access
to the recipes

Preloaded recipes with pictures

Recipes can be Copied, Created,
Modified, Deleted and visualized

«Multi Level» program: 10 independent
timers

Press to start cooking process



RECIPE DETAIL - AUTO MODE

Recipe name: Press to rename or change family

The « water drop » icon indicate the choice waterless or without water

Cooking parameters of the current cycle

Add or change picture

Insert a cooking cycle

Save recipe

Add a cooking cycle at the end

Delete the current cooking cycle

To activate or disable the cooling with water

CLEANING / RINSING

- 1 Tool box
- 2 Cleaning
- 3 Intensity
- 4 Start

Select Rinsing

Press to display cleaning menu

Program auto cleaning

Press to Start cleaning process

Select Cleaning intensity of Light to Ultimate
The time for each is indicated on the left

Descaling activated automatically
Can be deactivated if necessary

Select Descaling only.
The time is indicated on the left

CAUTION: Never use descaling product into the automatic cleaning system.

The cleaning cycle will start at the set hour each day and at the intensity selected

AUTO CLEANING Valid							
DAY	MON	TUE	WED	THU	FRI	SAT	SUN
CLEAN	Light	None	Med	None	None	Intens	None
HOUR	23:00		22:30			23:30	

Note: refer to manual for cleaning and descaling product type to use.