

# QUICK START GUIDE

CIBO+

1

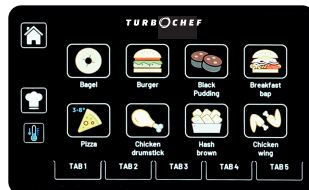
WIPE OUT THE OVEN WITH A CLEAN CLOTH

2

ENSURE CIBO+ IS PLUGGED INTO A LIVE OUTLET

4

SELECT A PROGRAM



3

PRESS AND HOLD UNTIL BEEP



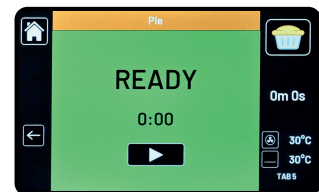
5

GETTING READY/  
PRE HEATING



6

GREEN SCREEN WHEN READY



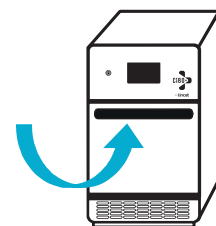
8

GREEN SCREEN WHILE COOKING



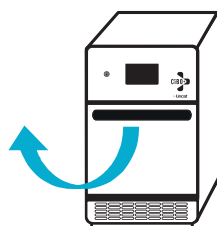
7

LOAD FOOD



9

UNLOAD FOOD



10

PRESS THE HOME ICON TO RETURN TO THE MENU



TURBOCHEF