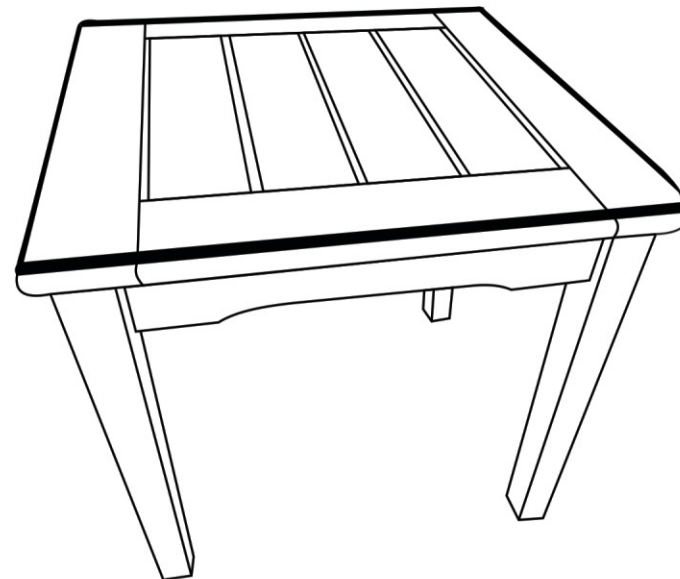
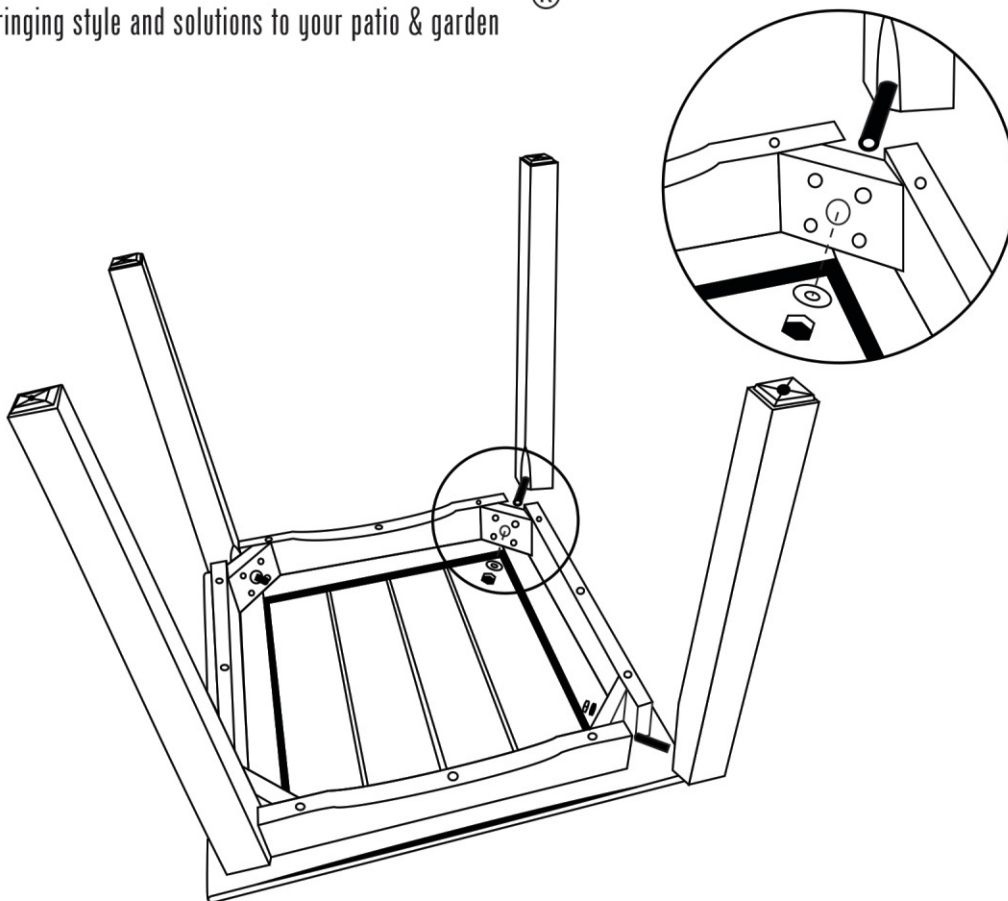


ASSEMBLY INSTRUCTIONS FOR TABLE 49470



STOP! PLEASE READ FIRST:


Thank you for purchasing this item from Outdoor Interiors.

Please verify all the hardware and components are included as you unpack the carton. Place the items in a safe area to avoid loss and damaging contents. Use a soft area or use the empty box to assemble the set.

ASSEMBLY TIPS: Assemble upside down with the table top facing down. Never over-tighten bolts. Please visit our website if you have any questions visit www.outdoorinteriors.com

Please review the care card for how to care & maintain your new furniture.

LIST OF HARDWARE



LEGS =4PCS



NUT M10 =4PCS

STEEL WASHER =4PCS

PLEASE NOTE:
NUT & WASHER ARE ALREADY AFIXED
OVER ALL (4) BOLTS