

ASSEMBLY INSTRUCTIONS

Ivory Rope Counter Height Chair 2PK

ASSEMBLY TIP:

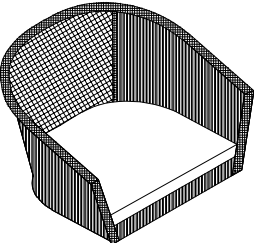
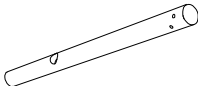
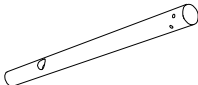
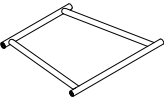
Use patience when inserting bolts. DO NOT tighten all the way until the chair fully assembled.

Please use care: The chairs are handmade. Assemble on a soft surface to avoid scratching or damaging. Thanks!

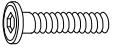
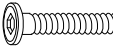
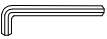
STOP! PLEASE READ FIRST:

Thank you for purchasing this item from Outdoor Interiors. Please verify all the hardware and components are included as you unpack the carton. Place the items in a safe area to avoid lost and damaging contents. Use a soft area or the empty box to assembly the item.

PARTS LIST

	1 piece
 Front Legs	2 pieces
 Rear Legs	2 pieces
 Support frame	1 piece

HARDWARE LIST

1		M8x30	8 pieces
2		M8x40	4 pieces
3		Allen key	2 pieces

