



## Hot Dog Roller Grills

**Model:** 177RG1830RC, 177RG1850RC

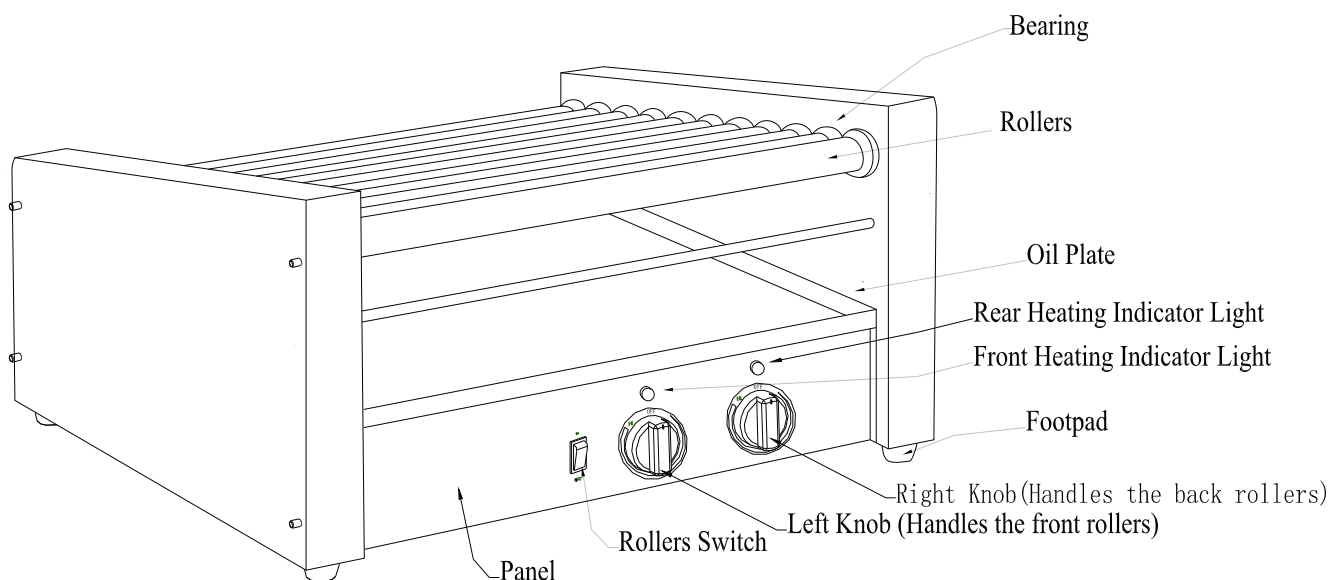
10/2020

***Please read and keep these instructions. Indoor use only.***

## Product Features

1. Avantco Equipment's hot dog roller grills feature convenient temperature controls making them energy-efficient and power saving.
2. The high torque motor drive system is designed for long-lasting durability.
3. The eleven non-stick roller grills have separate controls for front and back rollers.
4. The base is made of stainless steel with an extractable stainless steel oil plate, which keeps the machine easy to clean.
5. Teflon seals prevent grease from entering the base and coming into contact with the motor and drive chain.
6. Rear mounted controls help prevent accidental setting changes in front-of-house settings.
7. Slanted design provides excellent product visibility.

## Parts Identification



## Technical Specifications

Model	Dimensions (Inches)	Voltage (V)	Power (W)	Hot Dog Quantity	Certification
177RG1830RC	22 $\frac{7}{8}$ " x 18 $\frac{1}{4}$ " x 8 $\frac{3}{4}$ "	120V	910W	30	CE ETL
177RG1850RC	34 $\frac{11}{16}$ " x 18 $\frac{5}{16}$ " x 11"	120V	1,460W	50	CE ETL

## Important Safeguards

1. Thoroughly read this instruction manual prior to first use.
2. Do not submerge unit and/or cord in water or any other liquids. Failure to heed this warning may result in electric shock, unit damage, and/or bodily injury.
3. Close supervision is suggested when unit is in use, especially when children are present.
4. Check to ensure unit is in off position and unplugged when not in use or prior to cleaning. Allow grill to cool completely before cleaning.
5. Do not operate if the machine suffers serious damage or malfunctions. Contact dealer for repair or adjustment.
6. It is recommended that you use only manufacturer issued parts and accessories with this unit. Using unapproved parts may result in damage or injury. This will also void the warranty.
7. Do not use outdoors.
8. Do not let cord hang over the edge of table or counter. Do not let it touch any hot surfaces.
9. Do not place appliance on or near gas or electric burners or heated ovens.
10. Securely insert plug into outlet. When unplugging, be sure to remove plug only. Never pull by the power cord.

## Installation

1. To avoid equipment or electrical damage, make certain that the nameplate voltage is the same as the outlet voltage.
2. Electrical and grounding connections must be in compliance with the applicable portions of the electrical code.
3. Prior to first use, it is recommended that you clean the rollers of the machine with a soft cloth.

## Operation Guide

1. Evenly place unfrozen hot dogs on the rollers.
2. The left knob controls the front rollers and the right knob controls the back rollers. Both rows may be used for operation during high-volume use.
3. Turn the roller switch on the control plate to "ON". This switch controls the rotation of the rollers.
4. Turn the knob to the desired heat level. After 40 minutes of heating the hot dogs, turn the temperature control knob on low to continuously keep warm.
5. The heating duration depends on the hot dogs' quality. Please adjust as needed or required. Average heating duration is 40 minutes. This may vary.

## Cleaning Instructions

1. To avoid electric shock or scalding, unplug the power cord and allow the unit to cool before cleaning.
2. Do not submerge the hot dog grill in water or directly apply liquids to clean unit.
3. When cleaning the rollers, wipe from the end of the rollers to the center. This will reduce grease and particles from getting into the bearings. Proper cleaning may extend the life of the unit and extend the period between routine maintenances.
4. For product with high fat or sugar content, clean the rollers every 3-4 hours.
5. Remove the hot dogs from the rollers when cleaning. Do not touch the heated rollers directly as this may result in burning or scalding.
6. Do not clean rollers with abrasive cleaners or scouring pads because this may damage the rollers surface and the particles may get into the bearing.

## Suggestions

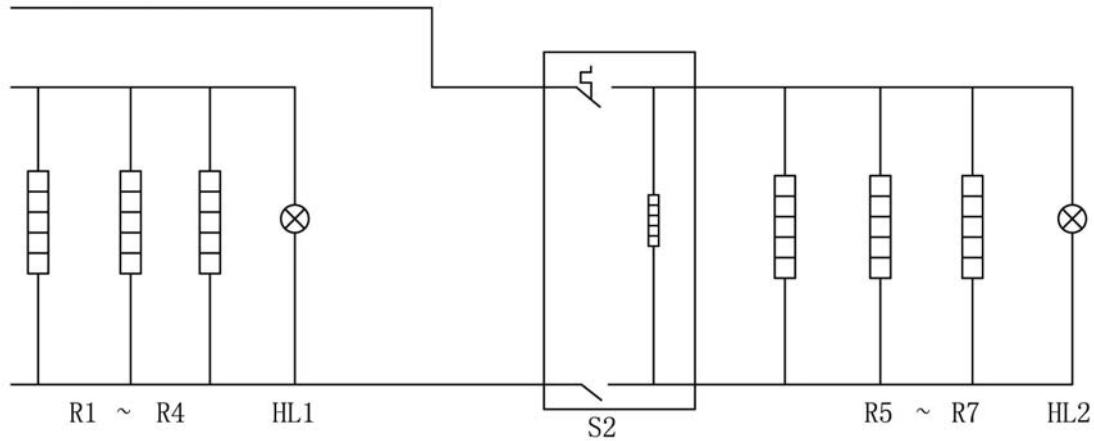
1. Hot dogs must be fully unfrozen.
2. Do not leave hot dogs on the grill too long to ensure the best results. If warming for more than four hours, the hot dogs may become thick and hard.



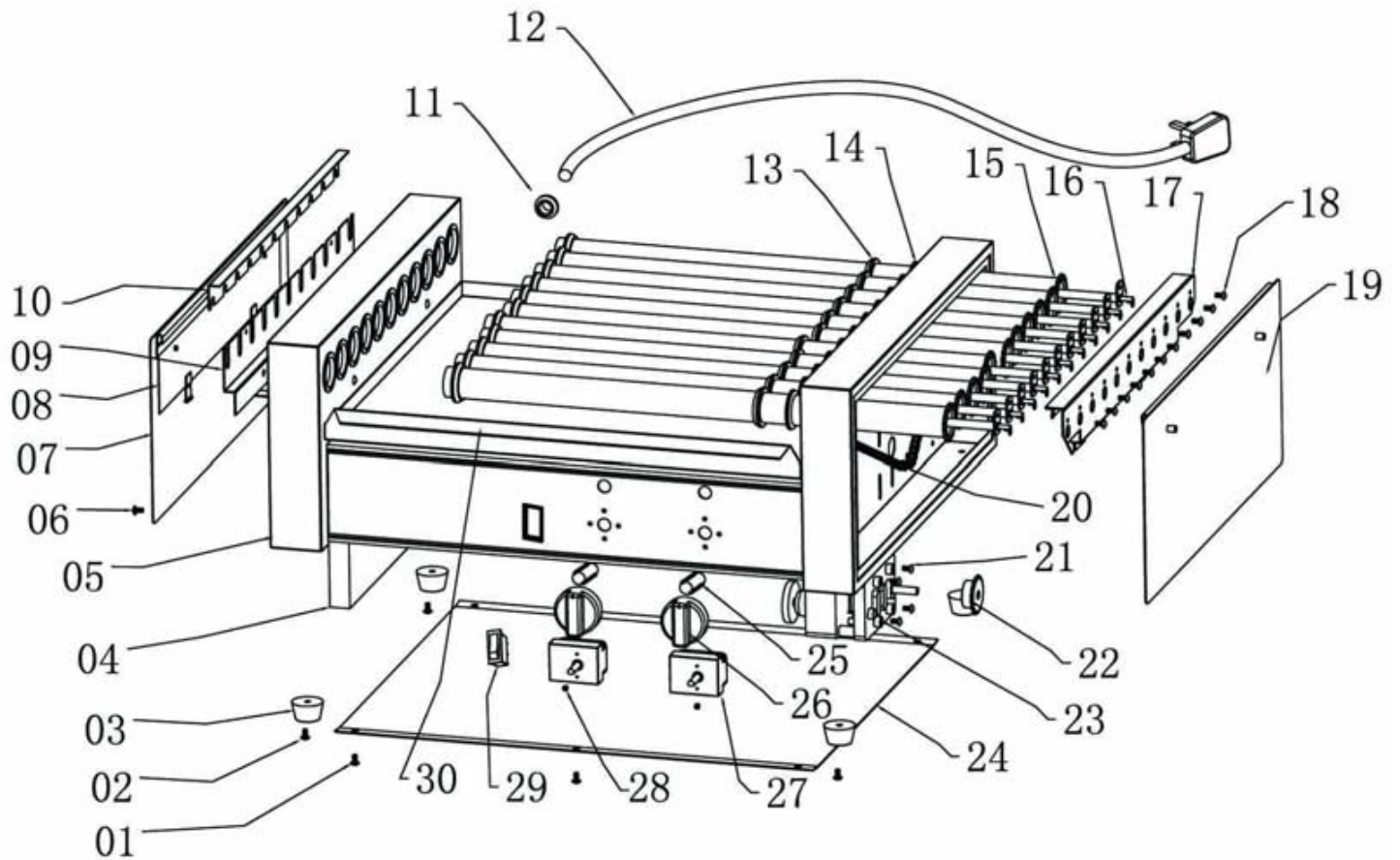
Attack tough grease, oil, and carbon with this ready to use carbonizer and degreaser. Its unique formula is designed to clean ovens, grills, hoods and a wide variety of other surfaces.

## Circuit Diagram

RG1830



## Parts Diagram



## Parts List

No.	Name	Specification	Qty. (PCS)
1	Bolt	M4 x 8,Galvanized	6
2	Bolt	M5 x 16,stainless steel	6
3	Foot	Rubber	6
4	Glass cotton	Glass cotton	2
5	Housing	Stainless steel	1
6	Round head screw	M4 x 8,Stainless steel	4
7	Side board	Stainless steel	1
8	Insulated plate		2
9	Heating element supporter	Aluminum Plated	1
10	Heating element supporter	Aluminum Plated	1
11	Coil	Plastic	1
12	Power cord with plug	16#cord, NEMA 5-15 PLUG	1
13	Tube	1 1/2" x 1/4"	18
14	Tube pin	1 1/2" x 1/8"	18
15	Tube with wheel	1 1/8" x 19 3/4"	9
16	Heating element	120V 80W	9
17	Heating element fixer	Stainless steel	1
18	Bolt	M4 x 8,Galvanized	9
19	Side board	Stainless steel	1
20	Chain	3.2mm a	1
21	Bolt	M4 x 8,Galvanized	4
22	Motor wheel		1
23	Motor	120V,5.6round/min	1
24	Mesh supporter	Plastic	8
25	Indication light	16A,250V(yellow)	2
26	Switch	41	2
27	Thermostat	EGO	2
28	Bolt	M4 x 6, Galvanized	4
29	On/off		1
30	Oil Pot		1

## Equipment Limited Warranty

Avantco warrants its equipment to be free from defects in material and workmanship for a period of 1 year. This is the sole and exclusive warranty made by Avantco covering your Avantco brand equipment. A claim under this warranty must be made within **1 year** from the **date of purchase** of the equipment. Only the equipment's original purchaser may make a claim under this warranty. Avantco reserves the right to approve or deny the repair or replacement of any part or repair request. The warranty is not transferable. Avantco Equipment installed in/on a food truck or trailer will be limited to a period of **30 days** from the original date of purchase.

### To Make a Warranty Claim:

For Warranty Inquiries contact the location where you purchased the product:

- **WebstaurantStore.com:** Contact [help@webstaurantstore.com](mailto:help@webstaurantstore.com). Please have your order number ready.
- **The Restaurant Store:** If you purchased this unit from your local store, please contact your store directly.
- **TheRestaurantStore.com:** Online purchases, call 717-392-7261. Please have your order number ready.

Failure to contact the designated location prior to obtaining equipment service may void your warranty.

Avantco makes no other warranties, express or implied, statutory or otherwise, and **HEREBY DISCLAIMS ALL IMPLIED WARRANTIES, INCLUDING THE IMPLIED WARRANTIES OF MERCHANTABILITY AND OF FITNESS FOR A PARTICULAR PURPOSE.**

### This Limited Warranty does not cover:

- Equipment sold or used outside the Continental United States
- Use of unfiltered water (if applicable)
- Avantco has the sole discretion on wearable parts not covered under warranty
- Equipment not purchased directly from an authorized dealer
- Equipment used for residential or other non-commercial purposes
- Equipment that has been altered, modified, or repaired by anyone other than an authorized service agency
- Equipment where the serial number plate has been removed or altered.
- Damage or failure due to improper installation, improper utility connection or supply, and issues resulting from improper ventilation or airflow.
- Defects and damage due to improper maintenance, wear and tear, misuse, abuse, vandalism, or Act of God.

Any action for breach of this warranty must be commenced within 1 year of the date on which the breach occurred. No modification of this warranty, or waiver of its terms, shall be effective unless approved in a writing signed by the parties. The laws of the Commonwealth of Pennsylvania shall govern this warranty and the parties' rights and duties under it. Avantco shall not under any circumstances be liable for incidental or consequential damages of any kind, including but not limited to loss of profits.