

MP10

Assembly Instructions (3 or 5 Panels)



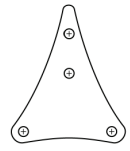
Tools and hardware included:



Screws

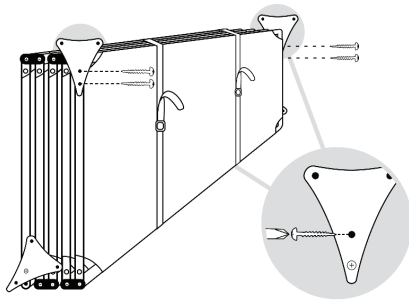


Wheels



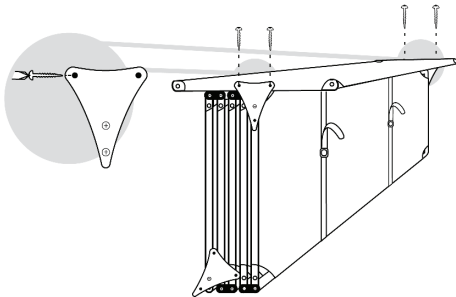
Plates

1.



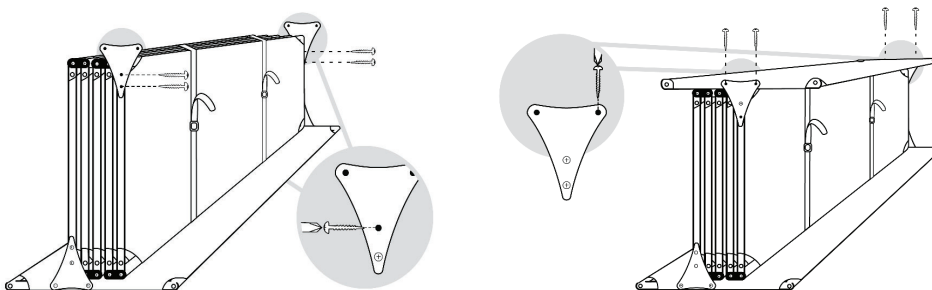
*Lay panel bundle flat with Triangular Steel Plates positioned at top and bottom of the short end of the frame. Attach first two Triangular Steel Plates to frames, each with two screws.

2.



Attach end panel to Steel Plates with four more screws.

3.

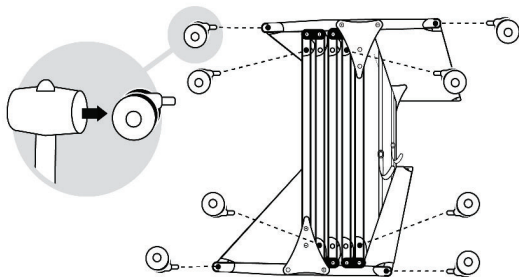


Flip partition over and repeat steps 1 & 2.



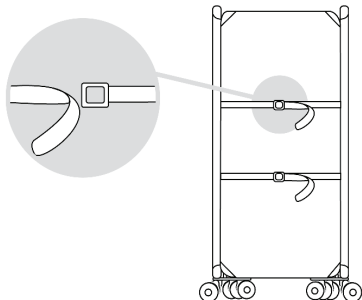
Helpful Tip: *Keep shipping straps buckled for easier assembly.

4.



Tap in Casters.

5.



Stand unit on wheels and unbuckle straps.

Assembly complete!
We hope you enjoy your new MP10!

For questions regarding your MP10 please contact us at
1-855-457-1473 or
customerservice@versare.com