

Bright White, Ivory and Colors Modeling Chocolate

WHT-CPC00-WCH-CWH-MOD-0-1-000, BLU-CPC00-WCH-CRB-MOD-0-1-000, GRN-AMP11-WCH-CWH-MOD-0-1-000, ORG-AMP05-WCH-CWH-MOD-0-1-000, PNK-AMP64-WCH-CWH-MOD-0-1-000, PRL-AMP30-WCH-CWH-MOD-0-1-000, RED-AMP20-WCH-CWH-MOD-0-1-000, WHT-CPC00-WCH-CWH-MOD-0-1-000, YEL-AMP07-WCH-CWH-MOD-0-1-000



Modeling Chocolate has a firm consistency for sculpting, modeling and figurines. It can be molded into a variety of shapes and dries firm like chocolate, but remains pliable for reworking. Follow us online for tutorials and inspiration!

Nutrition Information	
Serving Size 2 tbsp (35g)	Qty per 35 g
Energy	160 kcal
Protein	2 g
Fat, Total	7 g
- Saturated	7 g
Carbohydrate	21 g
- Total Sugar	17 g
- Added Sugar	14 g
- Fiber	0 g
Sodium	30 mg
Iron	0 mg
Calcium	50 mg
Potassium	80 mg
Vitamin D	0.3 mcg
* Not a significant source of vitamin A and vitamin C. Additional nutrition information is available upon request.	
**1 kcal = 4.184kJ	

Nut Free • Gluten Free • Vegetarian
Contains Milk

Storage: Recommended shipping and storage temperature not to exceed 85° F.

Handling Procedures: Knead product until workable and microwave in 5 second intervals if too firm. Avoid overworking or excessive heat. Shape your desired creation and allow to set. It may be necessary to use additional materials to support your piece (cel former, cotton, armature etc.) until the item is firm enough to hold its shape. Placing your creation in a refrigerator or using food grade cool spray will accelerate the set time. Finished pieces should not be exposed to temperatures over 75°F. If oils are separated from product during shipping, allow the product to cool and knead oils back into product and allow to cool again before using. To color modeling chocolate, add gel, paste or oil based food color when kneading.

Shipping: Retail orders will ship via UPS, ground 3-5 days (US only). All other orders will be FOB from Chester NY. You are free to choose your own freight company and pay transportation directly. You are required to keep all scheduled pick up dates. If pickup scheduled is not met, penalties may apply. Satin Fine Foods can offer comparative transportation rates an transportation charges will be added to the product invoice.

Temperature for distribution and warehousing: Product should be stored/warehoused below 85° F. The temperature of the product is important mostly to the end user and should be below 85° F before handling.

Facility: Our 100,000 sqft custom built facility is Nut Free, Kosher & FSSC 22000 Certified.

Ingredients: White chocolate (sugar, vegetable oil [palm kernel oil, hydrogenated palm kernel and cottonseed oils], nonfat dry milk, milk, glyceryl lacto esters of fatty acids, soy lecithin, salt, and artificial flavor), corn syrup, sugar, water. May contain one or more of the following: titanium dioxide (coloring), blue 1 (E133), red 40 (E129), yellow 6 (E110), red 3 (E127), yellow 5 (E102).







Product Characteristics

- Appearance - Colored Solid
- Texture - Smooth
- Color - Varies
- Aroma - White Chocolate
- Foreign Materials - None

Microbiological Specifications

- Total Coliforms <3 MPN/g
- Aerobic Plate Count <60 cfu/g
- Yeast <10 cfu/g
- Mold <10 cfu/g
- E Coli <3 cfu/g
- S. Aureus <10cfu/g
- Salmonella Negative in 25 g

s

  <p>Net Weight 10lb / 4.54kg Gross Weight 10.4lb / 4.7kg Pail Dimensions 7.8" l x 7.8" w x 5.6" h 4 ea. per case 30 cases (120 ea.) per pallet Ti Hi 6 x 8 Case Gr. Wt. 42.7lb / 19.4kg Case Dimensions 15" l x 15" w x 6" h Pallet Dimensions 48" l x 40" w x 30" h Pallet Gr. Wt. 1331.2lb / 603.8kg</p>	  <p>Net Weight 5lb / 2.27kg Gross Weight 5.3lb / 2.4kg Pail Dimensions 6.4" l x 6.4" w x 5.75" h 4 ea. per case 90 cases (360 ea.) per pallet Ti Hi 9 x 10 Case Gr. Wt. 22.4lbs / 10.16kg Case Dimensions 13.3" l x 13.3" w x 5.9" h Pallet Dimensions 48" l x 40" w x 64" h Pallet Gr. Wt. 2065.7lb / 936.97kg</p>	  <p>Net Weight 1lb / 454g Gross Weight 1.1lb / 482g Pail Dimensions 4.8" l x 3.6" w x 3.6" h 18 ea. per case 72 cases (1296 ea.) per pallet Ti Hi 12 x 6 Case Gr. Wt. 19.2lbs / 8.7kg Case Dimensions 14.5" l x 9.5" w x 9.4" h Pallet Dimensions 48" l x 40" w x 62" h Pallet Gr. Wt. 1432lb / 649.6kg</p>
--	---	--

