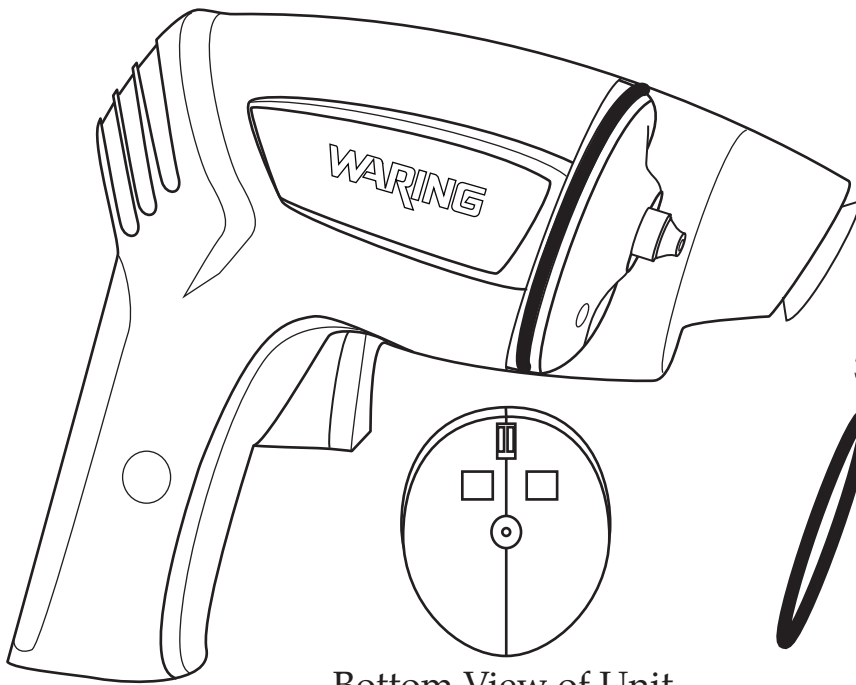


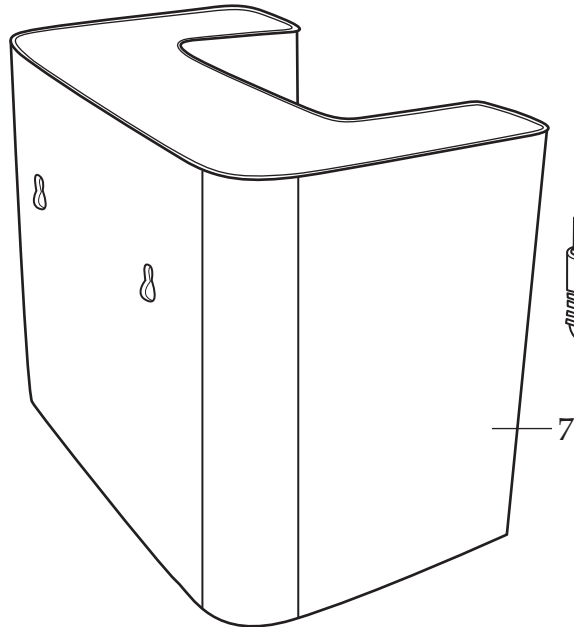
**WARING**  
**COMMERCIAL**<sup>®</sup>

**WVS50**  
Pistol Vac  
Vacuum Sealing System

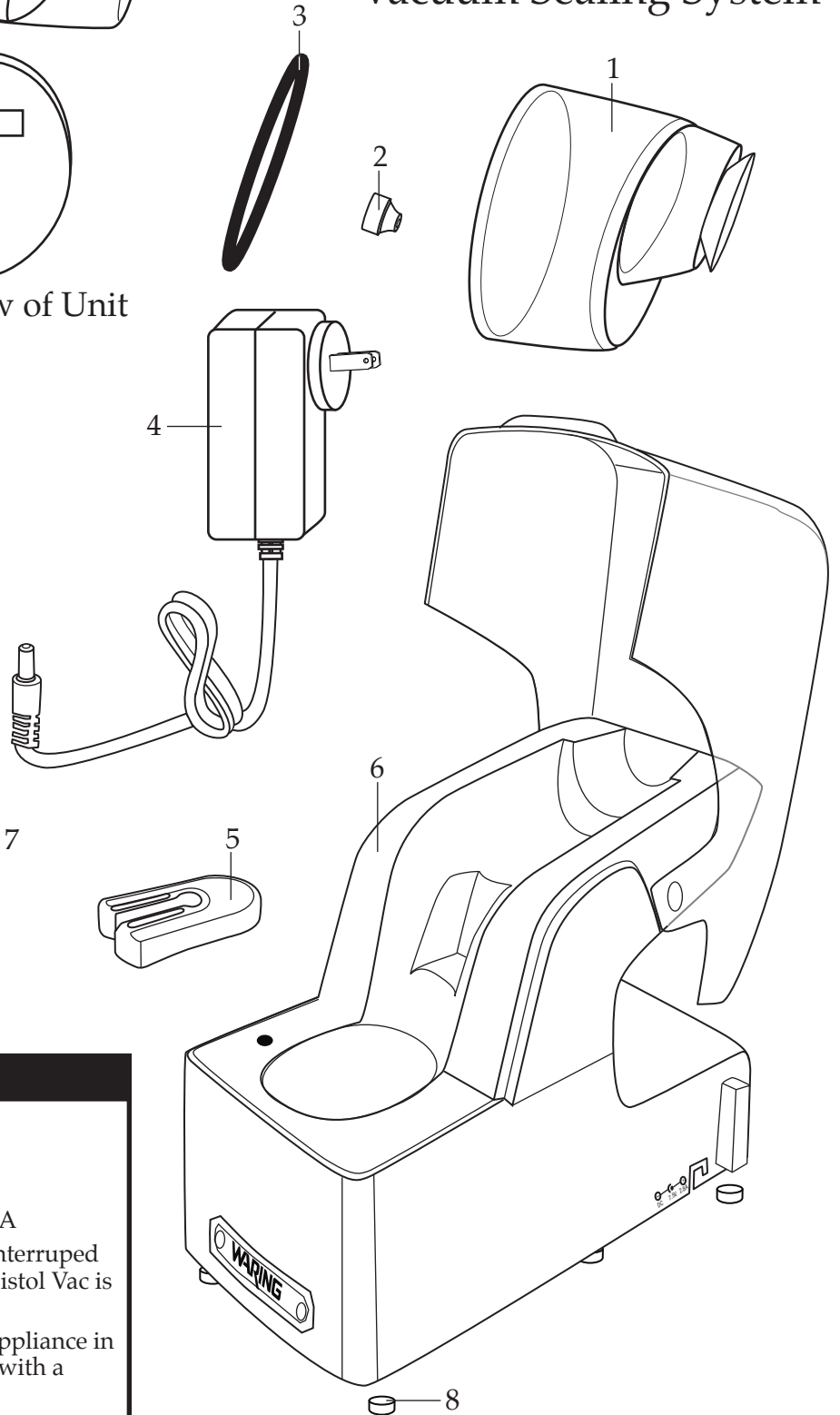


**034809**  
WVS50 Pistol Unit

Bottom View of Unit



7



**Unit Information**

AC/DC Adaptor

Class 2 Power Supply

Adapter Output 7.5V DC 2.5A

Input 100-240V AC 50/60HZ 0.8 A

Before first use, charge the battery for 2 uninterrupted hours. LED light will turn green when The Pistol Vac is charged and ready to use.

To prolong the battery life always store this appliance in a cool, dry place - away from sunlight - with a temperature under 77°F.

Illustration #	Part #	Description
1	033344	Nozzle
2	033345	Inner Suction Nozzle
3	033351	Gasket
4	034810	Charger Adapter
5	033341	Zip Tool (sealer)
6	034811	Charging Stand with Lid
7	034813	Storage Base
8	034812	Feet (4 required)

### Bags

**034814** - WVSQT / 1 Quart Bags (package of 50 count)

**034815** - WVSGL / 1 Gallon Bags (package of 50 count)

**034816** - WVS2GL / 2 Gallon Bags (package of 25 count)

### Comes with 50 Microwave, Freezer and Boil-safe Bags

25 One Quart Bags

25 One Gallon Bags